

TREATMENT DEPARTMENT STATUS REPORT

August, 2017

	<u>BOD</u>	<u>TSS</u>
Faulkner Lake	4.0 mg/L (30 Max.)	3.2 mg/L (30 Max.)
Five Mile	10.6 mg/L (30 Max.)	33.6 mg/L (90 Max.)
White Oak	20.0 mg/L (30 Max.)	36.4 mg/L (90 max.)
Maumelle	10.8 mg/L (30Max.)	4.3 mg/L (30 Max.)

Shannon Wayson
Chemist

North Little Rock Wastewater

2017 Year-To-Date Work Recap Report

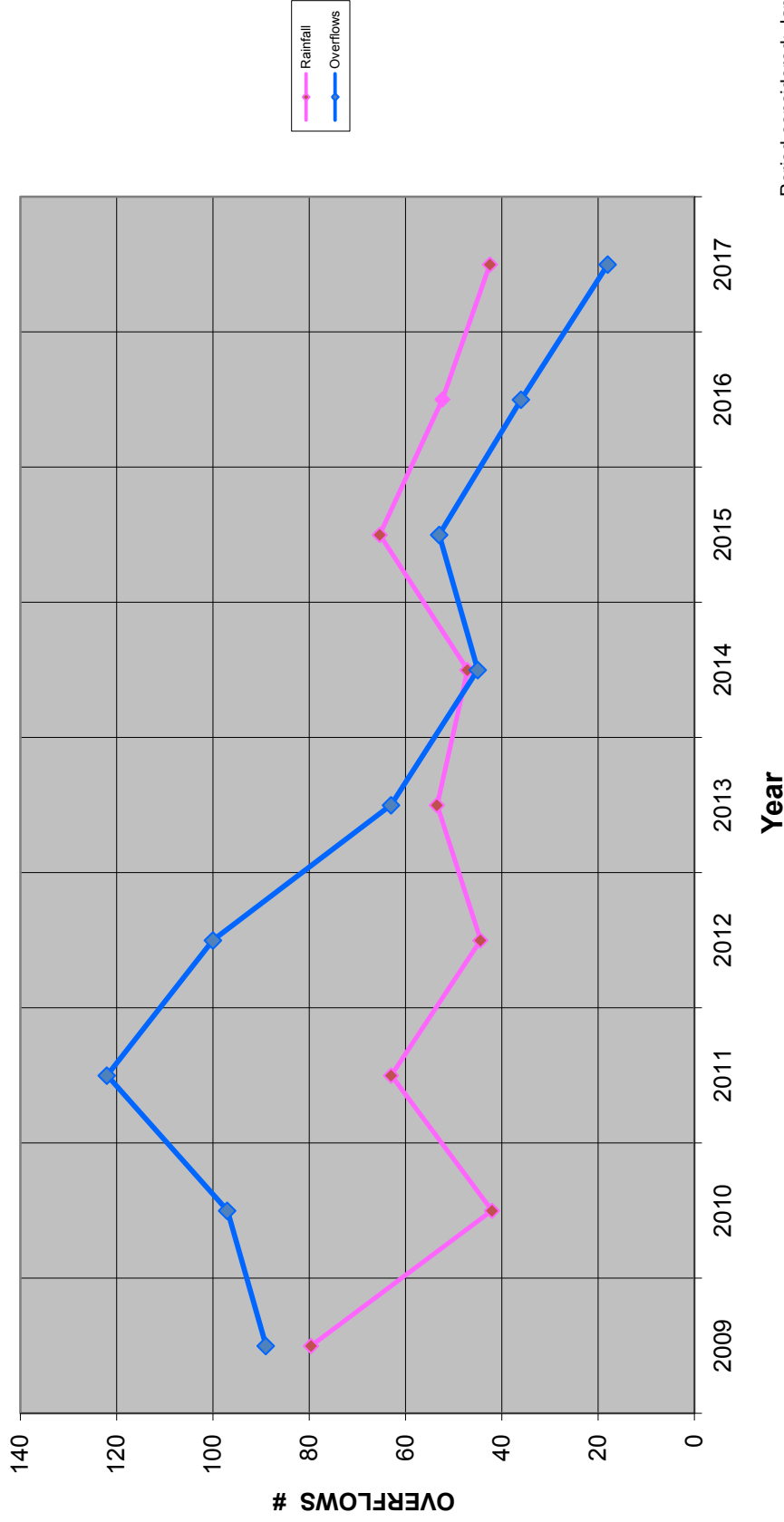
Crews:	Jan	Feb	Mar	Apr	May	Jun	Jul	Aug	Sep	Oct	Nov	Dec	Y T D
MANHOLE:													
<i>Disconnects</i>	0	0	0	0	0	0	0	0					0
<i>Taps</i>	0	0	0	0	0	0	0	0					0
<i>Repairs</i>	64	81	98	0	77	57	54	160					591
<i># of MH's Grouted</i>	30	68	47	47	7	36	47	93					375
<i># of Coats</i>	0	0	0	0	0	0	0	0					0
<i>MH Depth (Ft/In)</i>	0.0	6.0	0.0	0	37.0	90.5	26.5	57.0					217
<i># of Bags of Grout</i>	6	5	10	0	20	25	6	13					85
POWER DRIVE:													
<i># of Ft Cleaned</i>	6,756	15,882	6,735	7,783	4,863	3,701	10,413	11,751					67,884
PWR RODDER #1:													
<i># of Ft Cleaned</i>	0	0	0	0	0	0	0	0					0
REPAIR #1:													
<i>Repairs</i>	5	8	15	10	9	4	4	8					63
<i>New Manholes</i>	1	0	0	0	1	2	3	2					9
<i>New Lines</i>	1	0	0	0	1	1	2	1					6
<i>Disconnects</i>	0	0	1	0	0	0	0	0					1
<i>Taps</i>	0	0	2	1	0	1	1	2					7
<i>Miscellaneous</i>	2	4	9	6	3	0	5	2					31
REPAIR #2:													
<i>Repairs</i>	17	15	11	14	8	8	10	13					96
<i>New Manholes</i>	0	0	0	0	0	0	0	0					0
<i>New Lines</i>	0	0	0	0	0	0	0	0					0
<i>Disconnects</i>	0	1	0	0	0	0	1	0					2
<i>Taps</i>	1	0	0	1	2	0	3	1					8
<i>Miscellaneous</i>	8	4	3	10	3	9	5	10					52
REPAIR #3:													
<i>Repairs</i>	9	11	11	12	7	4	8	4					66
<i>New Manholes</i>	1	0	0	0	0	2	0	1					4
<i>New Lines</i>	0	0	0	0	0	0	0	0					0
<i>Disconnects</i>	0	1	0	0	0	0	0	0					1
<i>Taps</i>	0	2	2	0	1	2	0	0					7
<i>Miscellaneous</i>	0	17	8	7	5	4	3	1					45
REPAIR #4:													
<i>Repairs</i>	4	7	9	3	13	4	5	6					51
<i>New Manholes</i>	0	0	0	0	0	0	0	0					0
<i>New Lines</i>	0	0	0	1	0	0	0	0					1
<i>Disconnects</i>	25	15	10	10	13	13	10	14					110
<i>Taps</i>	0	0	0	0	0	1	0	0					1
<i>Miscellaneous</i>	1	1	9	3	7	15	4	6					46
TROUBLE:													
<i># of Ft Cleaned</i>	1,801	815	572	511	773	574	0	130					5,176
<i>Stop-Ups</i>	50	40	47	31	39	7	22	25					261
<i>Private Lines</i>	33	31	33	21	30	23	17	21					209
<i>Cave-Ins</i>	6	1	3	7	11	1	2	0					31
<i>Flooded Houses</i>	0	0	0	0	0	0	0	0					0
<i>Miscellaneous</i>	39	43	48	46	53	52	61	72					414
<i>Total Calls</i>	97	83	99	81	103	83	84	96					726
VACCON #1:													
<i># of Ft Cleaned</i>	37,222	36,816	40,641	37,587	36,029	32,035	35,929	44,220					300,479
VACCON #2:													
<i># of Ft Cleaned</i>	22,978	39,994	41,972	49,039	45,762	43,881	44,740	39,641					328,007
VACCON #3:													
<i># of Ft Cleaned</i>	50,961	45,546	46,199	45,189	62,409	31,999	58,888	50,548					391,739
VACCON #4:													
<i># of Ft Cleaned</i>	17,567	0	10,715	927	12,822	25,010	1,520	5,139					73,700
VACCON #5:													
<i># of Ft Cleaned</i>	27,671	22,319	43,157	29,529	27,902	41,854	42,686	41,658					276,776
TV #1													
<i># of Ft</i>	19,511	21,420	24,657	14,535	21,301	18,530	21,850	29,761					171,565
TV #2													
<i># of Ft</i>	18,483	9,151	21,477	19,663	22,210	28,528	26,824	26,461					172,797

**NLR Wastewater
Maintenance & Repair Department
Work Recap by Ward
August-17**

Crews:	Ward 0	Ward 1	Ward 2	Ward 3	Ward 4	Ward 5	Total
MANHOLE:							
Disconnects	0	0	0	0	0	0	0
Taps	0	0	0	0	0	0	0
Repairs	0	1	24	73	59	3	160
# of MH's Grouted	0	0	10	48	34	1	93
# of Coats	0	0	0	0	0	0	0
MH Depth (Ft/In)	0.0	0.0	0	55.5	1.5	0.0	57.0
# of Bags of Grout	0	0	1.0	6.0	4.0	2.0	13
POWER DRIVE:							
# of Ft Cleaned	0	4,383	0	7,368	0	0	11,751
PWR RODDER #1:							
# of Ft Cleaned	0	0	0	0	0	0	0
REPAIR #1:							
Repairs	0	1	3	2	1	1	8
New Manholes	0	0	0	0	0	2	2
New Lines	0	0	0	0	0	1	1
Disconnects	0	0	0	0	0	0	0
Taps	0	0	0	0	0	2	2
Miscellaneous	0	1	1	0	0	0	2
REPAIR #2:							
Repairs	1	7	4	1	0	0	13
New Manholes	0	0	0	0	0	0	0
New Lines	0	0	0	0	0	0	0
Disconnects	0	0	0	0	0	0	0
Taps	0	1	0	0	0	0	1
Miscellaneous	0	2	8	0	0	0	10
REPAIR #3:							
Repairs	2	0	2	0	0	0	4
New Manholes	1	0	0	0	0	0	1
New Lines	0	0	0	0	0	0	0
Disconnects	0	0	0	0	0	0	0
Taps	0	0	0	0	0	0	0
Miscellaneous	0	0	0	0	0	1	1
REPAIR #4:							
Repairs	0	3	2	1	0	0	6
New Manholes	0	0	0	0	0	0	0
New Lines	0	0	0	0	0	0	0
Disconnects	0	7	7	0	0	0	14
Taps	0	0	0	0	0	0	0
Miscellaneous	0	1	5	0	0	0	6
TROUBLE:							
# of Ft Cleaned	0	0	0	130	0	0	130
Stop-Ups	1	5	9	5	2	3	25
Private Lines	0	5	8	4	1	3	21
Cave-Ins	0	0	0	0	0	0	0
Flooded Houses	0	0	0	0	0	0	0
Miscellaneous	5	17	30	9	4	7	72
Total Calls	6	20	39	15	6	10	96
VACCON #1:							
# of Ft Cleaned	0	1,058	0	0	0	43,162	44,220
VACCON #2:							
# of Ft Cleaned	2,843	27,685	2,020	0	7,093	0	39,641
VACCON #3:							
# of Ft Cleaned	0	18,258	32,290	0	0	0	50,548
VACCON #4:							
# of Ft Cleaned	0	0	5,139	0	0	0	5,139
VACCON #5:							
# of Ft Cleaned	442	3,993	150	21,429	15,644	0	41,658
TV #1							
# of Ft	0	318	484	400	0	28,559	29,761
TV #2							
# of Ft	2,924	1,575	21,702	0	260	0	26,461

North Little Rock Wastewater North Little Rock, AR

Annual Overflows and Rainfall



Period considered: January 1, 2008
thru July 31, 2017

Note: 2009 Rainfall Year to Date
(12/7/09) ranks as the highest on record.
(per National Weather Service, NLR Office)

	2004	2005	2006	2007	2008	2009	2010	2011	2012	2013	2014	2015	2016	2017
Faulkner Lake Basin														
Rainfall	69.5	42.5	58.5	56.3	61.8	77.5	41.5	76.5	45.46	62.8	54.2	70.07	61.6	44.9
Overflows	54	59	54	64	47	38	42	61	63	36	21	27	19	6
White Oak Basin														
Rainfall	129.9	82.4	89	53.7	60.1	77	44.2	68.6	46.56	50.75	44	68.7	51.2	45.5
Overflows	11	26	33	37	32	35	32	45	25	13	9	21	9	3
Five Mile Creek Basin														
Rainfall	62.3	42.6	53.2	48.8	55.9	70.4	35	60.4	41.15	52.4	46.6	66.5	49.5	38.8
Overflows	24	16	25	18	14	16	23	16	12	14	15	5	5	6
Maumelle Basin														
Rainfall														
Overflows													41.1	41.1
													4	3
Entire System														
Rainfall	57.79	37.83	49.78	49.05	51.93	79.61	42.04	62.98	44.42	53.45	47.15	65.36	52.37	42.47
Overflows	89	101	112	119	93	89	97	122	100	63	45	53	36	18

**REHABILITATION FUND
REPAIR CREW EXPENDITURES FOR THE MONTH
ENDED AUGUST, 2017**

EXPENDITURES FOR LINE REHABILITATION-REPAIR CREWS	<u>\$ 54,029.12</u>
REFUND DUE TO SEWER FUND	<u>\$54,029.12</u>

**REHABILITATION REPORT-REPAIR CREWS
FOR THE MONTH ENDED AUGUST 31, 2017**

<u>LOCATION</u>	<u>TOTAL</u>	<u>LABOR</u>	<u>MATERIALS</u>	<u>EQUIPMENT</u>	<u>OUTSIDE WORK</u>
WARD #0 LINES					
MISCELLANEOUS	\$ 7,079.06	\$ 1,491.67	\$ 4,756.15	\$ 831.24	\$ -
TOTAL WARD #0 LINES	\$ 7,079.06	\$ 1,491.67	\$ 4,756.15	\$ 831.24	\$ -
WARD #1 LINES					
MISCELLANEOUS	\$ 11,212.59	\$ 6,145.16	\$ 1,193.00	\$ 3,424.43	\$ 450.00
TOTAL WARD #1 LINES	\$ 11,212.59	\$ 6,145.16	\$ 1,193.00	\$ 3,424.43	\$ 450.00
WARD #2 LINES					
MISCELLANEOUS	\$ 24,438.99	\$ 7,643.55	\$ 4,398.13	\$ 4,259.41	\$ 8,137.90
TOTAL WARD #2 LINES	\$ 24,438.99	\$ 7,643.55	\$ 4,398.13	\$ 4,259.41	\$ 8,137.90
WARD #3 LINES					
MISCELLANEOUS	\$ 1,676.77	\$ 999.86	\$ 119.73	\$ 557.18	\$ -
NONA STREET-R12-02	\$ 61.52				\$ 61.52
TOTAL WARD #3 LINES	\$ 1,738.29	\$ 999.86	\$ 119.73	\$ 557.18	\$ 61.52
WARD #4 LINES					
MISCELLANEOUS	\$ -	\$ -	\$ -	\$ -	\$ -
TOTAL WARD #4 LINES	\$ -	\$ -	\$ -	\$ -	\$ -
WARD #5 LINES					
MISCELLANEOUS	\$ 9,560.19	\$ 4,959.40	\$ 1,437.14	\$ 2,763.65	\$ 400.00
TOTAL WARD #5 LINES	\$ 9,560.19	\$ 4,959.40	\$ 1,437.14	\$ 2,763.65	\$ 400.00
TOTAL ALL WARDS	\$ 54,029.12	\$ 21,239.64	\$ 11,904.15	\$ 11,835.91	\$ 9,049.42



AGENDA FOR NORTH LITTLE ROCK WASTEWATER TREATMENT COMMITTEE MEETING

RE: Committee Meeting
PLACE: Faulkner Lake Treatment Plant
7400 Baucum Pike, North Little Rock, Arkansas 72117
DATE: September 12, 2017
TIME: 12:15 PM

- (1) APPROVAL OF THE MINUTES OF THE AUGUST 8, 2017 MEETING
- (2) CASH DISBURSEMENTS FOR AUGUST 2017
- (3) FINANCIAL REPORT FOR AUGUST 2017
- (4) WORKSTATION REPLACEMENT
- (5) WEST LEVY/212 BASINS 2016 CIPP REHABILITATION PROJECT
- (6) WEST LEVY/212 BASINS PIPE BURSTING 2016 REHABILITATION PROJECT
- (7) RV PARK 24" SEWER POINT REPAIR PROJECT



(1)

NEW BUSINESS

ACTION REQUESTED:

Approval of the Minutes of the August 8, 2017 Committee Meeting



NORTH LITTLE ROCK WASTEWATER TREATMENT COMMITTEE

MINUTES OF A MEETING HELD TUESDAY, AUGUST 8, 2017

A meeting of the North Little Rock Wastewater Treatment Committee was held on Tuesday, August 8, 2017 at the administrative offices located at the Faulkner Lake Treatment Plant.

The meeting was called to order by Acting Chairman Nelson at approximately 12:15 p.m. Those in attendance at the meeting were Mr. Ed Nelson, Mr. Clark McGlothlin and Ms. Karen Bryant, and in addition, Mayor Mike Watson from the City of Maumelle and Mr. Jack Stowe and Ms. Judy Keller, representatives from the City of Maumelle. Also in attendance were Mr. Marc Wilkins, Director, Ms. Gina Briley, Mr. Charles Frost, Mr. Ronnie Thompson, Mr. Lyle Leubner, Mr. Michael Clayton, Mr. Mark Halter with Hilburn, Calhoun, Harper, Pruniski & Calhoun, Ltd. and Dawn Harmon.

First, the Committee reviewed the minutes of its July 11, 2017 meeting. After review, a motion was made by Mr. McGlothlin, seconded by Ms. Bryant, to approve the minutes of the July 11, 2017 meeting as submitted. The motion carried unanimously.

Next, the Committee reviewed the cash disbursements for June 2017. There being no questions or comments, a motion was made by Mr. McGlothlin, seconded by Ms. Bryant, to approve the cash disbursements for July 2017 reflecting total cash disbursements of \$1,918,101.92 and transfers between accounts of \$582,015.84. The motion carried unanimously.

Upon motion made by Mr. McGlothlin, seconded by Ms. Bryant, the Committee unanimously approved the Financial Statement for July 2017.

Mr. Halter then addressed the Committee with regard to the White Oak Interceptor Phase 2 project regarding the mislocation of the sewer line. Mr. Halter stated that only one (1) of the three (3) parties involved in the line encroachment matter has settled with the insurance company for Marlar Engineers. The insurance company attorney sent offers and counteroffers have been made but at this point it does not seem likely that the parties will be able to come to terms anytime soon. The project needs to move along and Mr. Halter suggests that condemnation proceedings be instituted if deemed necessary by the staff. After much discussion, a motion was made by Mr. McGlothlin, seconded by Ms. Bryant, to authorize Director Wilkins to send a 10-day demand letter to help move the

negotiations along and if the staff feels it is appropriate, start condemnation proceedings. The motion carried unanimously.

A motion was made by Mr. McGlothin, seconded by Ms. Bryant, to excuse the absences of Mr. Matthews and Mr. Smith from the meeting. The motion carried unanimously.

There being no further action to come before the Committee, a motion was made by Mr. McGlothin, to adjourn the meeting. The motion carried unanimously, and the meeting was adjourned at approximately 12:37 p.m.

APPROVED AS TO FORM:

RESPECTFULLY SUBMITTED,

K. W. MATTHEWS, CHAIRMAN

SYLVESTER SMITH,
VICE-CHAIRMAN/SECRETARY

(2)

CASH DISBURSEMENTS FOR AUGUST 2017

ACTION REQUESTED:

Approval of the Cash Disbursements for August 2017 showing total
Cash Disbursements of **\$2,011,243.09** and
Fund Transfers between accounts of **\$1,287,666.67**.



**NORTH LITTLE ROCK WASTEWATER
CASH DISBURSEMENTS
AUGUST 31, 2017**

CK #	CHECK PAYABLE TO	AMOUNT	DESCRIPTION
42022	Arkansas Democrat Gazette	\$ 219.80	Public Notice - Permit Modifications - NPDES White Oak and Five Mile
42023	AT&T	\$ 285.39	Land Lines - White Oak, 5-Mi & FLTP Security Gate
42024	AT&T	\$ 698.40	Data Communications between FLTP, City Svcs, CAW
42025	Automation Networks & Solutions LLC	\$ 1,195.00	FLTP SCADA Components - Budget Item
42026	Battery Outfitters	\$ 88.33	Battery - Pretreatment Unit #115
42027	Boston Mutual Life Insurance Co.	\$ 578.61	Supplemental Insurance - Employee Deductions
42028	Cintas Corp. #650	\$ 1,838.58	Monthly Cleaning Svc Men's Room Collections; Bi-wkly Mat Svc, Uniform Svc
42029	Cranford Construction Co.	\$ 624.91	Asphalt 12.5 mm - Repairs Wards 2 and 5
42030	Crow Burlingame Co.	\$ 28.85	Tail light bulbs Unit #5 Backhoe & 1 quart of oil Unit #94
42031	Electric Motor Service, Inc.	\$ 591.09	Severe Duty Motor - Shilcutt Bar Screen
42032	Entergy	\$ 10,394.45	Electric: Chapel Ridge, Rixie Hwy 161, Frontier Dr, 5-Mi North, MidState, McAlmont, Eureka 46th, Quapaw, Eureka Gardens, Eureka Judy, Rixie Lucky, Seminole East, New Bedford, Osage Hills, Ponca, Seminole West, Maumelle Valley, Rixie Rd, Osage Falls, Odom Blue Mtn, Naylor, Hill Lake
42033	Fleet Tire Service	\$ 21.70	Flat Repair Unit #111
42034	Goodsell Truck Accessories	\$ 350.96	Tool Box - Generator #6
42035	HD Supply Waterworks	\$ 289.05	Misc. Repair Parts - Shorter Pump Station Discharge Line & FLTP Filter Press
42036	Henard Utility	\$ 1,223.86	Repair Cues OZ3 Camera for TV #2
42037	Hum's Hardware	\$ 366.69	Saw Blades, Valves, Brass Nipples- Murphy Drive; Signage/Safety Items Maumelle TP; Jumper Cables Unit #88, Labeling Stickers for Vehicle #s.
42038	Hum's Rental	\$ 1,090.74	Boomlift FLTP, Excavator Ward 2, Builder's Level Drying Beds, Bobcat Excavator Ward 2, Jackhammer Accessories Ward 1.
42039	Industrial Electronic Supply	\$ 523.20	Siemens Contact Block, Relay Overload, Contactor - Murphy Drive
42040	Jackson Cleaning Service	\$ 1,204.35	Janitorial July - Admin, Lab, Engineering/Collections
42041	Jimmy Don Waddles Hauling, Inc.	\$ 1,610.00	Biosolids Hauling Maumelle -Two Pines Landfill - 7 Loads 7/27-7/31/17
42042	Keeling Company	\$ 945.91	40' Swing Floats x 12 - Pump Stations
42043	L&L Municipal Supplies & Tool	\$ 559.86	Green Marking Paint, Heat Drink Quinchers assorted Flavors
42044	Liberty Trailer Co., Inc.	\$ 73.04	Nuts, Bolts, Washers, Safety Chain - Trailer #9
42045	Little Rock Winwater Co.	\$ 738.07	For Inventory - Assorted Wyes, Fernco, Gaskets
42046	Logowear Embroidery	\$ 898.38	144 Gray/White Caps w/ Logo
42047	MHC Kenworth	\$ 9,709.72	Unit #109 Replace EGR Cooler Valve and Valve With Updated Cooler Design, Unit #114-Replace Fan Blade, Shroud, Coolant Reservoir and Radiator Bushings and Unit#104-Replaced Cab Air Bag
42048	Moore & Robinson, Inc.	\$ 322.79	Tire -Generator 6 Trailer
42049	NAPA Auto Parts	\$ 225.99	Ratchet Tie Downs, Hose, Fittings - to Haul Tractor & Maumelle Inventory

**NORTH LITTLE ROCK WASTEWATER
CASH DISBURSEMENTS
AUGUST 31, 2017**

CK #	CHECK PAYABLE TO	AMOUNT	DESCRIPTION
42050	North Little Rock Electric	\$ 33,498.08	Electric: Maryland E., Hwy 107 PS, Maryland Place, Oakbrook, Pine Tree Point, White Oak Gate, Lansbrook Holt Rd, Lakewood PS, Harris Industrial, Shillcutt, FL Blower, 1440 Ind Park, FL Sludge Lagoon, Galloway Maybelline, FL Lab, FLTP, 3804B Nona, 3924B Nona, 3812B Nona, Faulkner Xing, Delta Lawn, Baucum Industrial, FL Admin, Cypress Xing, FL Plant Maint, FL CS & Eng, Dixie, Shorter College
42051	O'Reilly Automotive Stores	\$ 473.96	Misc. -Battery Terminals, Deodorizer, Mobile Power, Hose, Clamp, Antifreeze, Battery, Resistor, Pigtail Sock/ Units #79, Weed Sprayer, 0-Turn Mower, Maumelle Main Pumps Generator
42052	Office Depot	\$ 228.70	HP Printer & Ink - Collections
42053	Omnisite	\$ 16,677.98	Omni SCADA devices for 10 Pump Stations
42054	Panera, LLC	\$ 98.14	NLRW Committee Meeting Lunch, Tea, Set-ups, Dessert - July 11
42055	Peterson Concrete Septic Tank	\$ 791.74	Manholes, Riser, Rings, Cones - Repair Ward 2
42056	Pettus Office Products	\$ 1,032.38	Ink Toners, Copy Paper, Batteries, Time Clock Ribbon - Admin, Eng, Coll, Ops, PreTreat, Lab
42057	Quality Petroleum Inc.	\$ 857.99	Shell Rotella Oil #122, 107, 104 - 55 Gal. Diesel Exhaust Fluid for Vaccons
42058	R. A. Heller Company	\$ 1,235.11	Repair Pump Rotor - FL Belt Press (Budget Item)
42059	Sewer District #211	\$ 972.00	Billed Runyan Acres Accounts - July Cycle 1 Collections
42060	Sonny Fulmer Trucking	\$ 1,279.95	Delivered SB2, Class 7 Material to Maumelle
42061	Spa Chemicals	\$ 1,852.46	Pop Up Towels, 55 Gal Drum Odor Digester, Wasp & Hornet Killer, Titanium Concentrate
42062	Stanley Hardware	\$ 85.07	Synthetic Oil for Mixing Gas, Broom Handle, Air Filters for cut-off Saw
42063	Stuart C. Irby Co.	\$ 129.62	Overload Relay - Osage Falls #2 Pump
42064	T&T Equipment	\$ 118.27	50' 4000PSI Pressure Hose - Car Wash Hose
42065	Tencarva Machinery Co.	\$ 604.66	Flappers / Gorman Rupp Pump Stations
42066	Terminix Processing Center	\$ 113.93	Monthly Pest Service
42067	Tri-State Truck Center	\$ 101.69	Adjusted Clutch Unit #123
42068	UBS	\$ 193.06	Water Bills: Heilman Dr White Oak, Dixie PS, Shorter College, Oakbrook, White Oak, 5-MI Plant, Delta Lawn, Shillcutt
42069	VWR International LLC	\$ 330.36	Neodisher Z Neutralizer - Lab Glass Washing
42070	Wholesale Electric Supply	\$ 9,860.14	Vapor Lights, Timers, Relay Sockets, Radios, Modules, Litelectronics, Antenna
42071	Xtreme Imaging, Inc.	\$ 469.46	West Levy/212 Basin CIPP Specs & Plan Copies
42072	Ameriprise Financial Services	\$ 95.00	Employee Contributions - Pay Period Ending 8/6/17
42073	United Way	\$ 63.00	Charitable Giving Employee Contributions - Pay Period Ending 8/6/17
42074	James & Marian Willis	\$ 284.09	Garnishment Employee Wages - Pay Period Ending 8/6/17
42075	OCSE Clearinghouse SDU	\$ 552.86	Employee Child Support Payments - Pay Period Ending 8/6/17
NAT-16	Nationwide Retirement Solutions	\$ 3,502.08	Retirement Contributions Pay Period Ending 8/6/2017

**NORTH LITTLE ROCK WASTEWATER
CASH DISBURSEMENTS
AUGUST 31, 2017**

CK #	CHECK PAYABLE TO	AMOUNT	DESCRIPTION
AFC-16	Arkansas Federal Credit Union	\$ 5,005.31	Employee Deposits Pay Period Ending 8/6/2017
PR-16	Payroll Tax Deposit	\$ 43,194.24	Payroll Taxes Pay Period Ending 8/6/2017
42076	Andritz Separation, Inc.	\$ 190,128.00	Refurbish Belt Press #2 (FLTP)- Budget Item
42077	Applied Industrial Technology	\$ 140.91	Ball Bearings & HARW-RB30 - for Shillcutt
42078	Arkansas Aggregates, Inc.	\$ 1,023.64	Class 7 delivered to FLTP
42079	Arkansas Blueprint Co., Inc.	\$ 178.48	Plotter Paper and Ink
42080	Arkansas Democrat Gazette	\$ 189.00	Public Notice - Draft Discharge Permit Five Mile
42081	Arkansas Sod & Turf Farm, Inc.	\$ 126.15	Sod Repairs Wards 2 & 5
42082	AT&T	\$ 1,150.91	Monthly Phone Service FLTP
42083	Carlton-Bates Co.	\$ 131.00	Relays & Buses - 5 Mile
42084	CCH, Inc.	\$ 539.00	Online Subscription to Basic Guide Payroll
42085	City of Maumelle	\$ 10,853.71	Franchise Fee - July 2017
42086	City of North Little Rock	\$ 73,179.72	Franchise Fee - July 2017
42087	Cranford Construction Co.	\$ 575.30	Asphalt 12.5 mm, 9.5 mm - Repairs Ward 2
42088	Cummins Mid-South LLC	\$ 36.87	Oil - Unit #118
42089	Datamax	\$ 121.94	Copier Maintenance, Eng/Coll, Admin
42090	Dept. of Finance & Administration	\$ 14,130.94	Arkansas State Withholding Tax for July
42091	Eagle Fence Distributing	\$ 19.75	200 Aluminum Ties - Unit #93
42092	Ed Toland	\$ 19.00	Reimburse for Airport Shuttle
42093	Elliott Electric Supply, Inc.	\$ 183.36	Fuses & Handbook - For Truck & Clarifier Faulkner Lake #2
42094	Entergy	\$ 22,574.04	Electric; Murphy Dr., MWWTP#4, #2 & #3, MWWTP Main, MWWTP Surge, MWWTP Maint/Training, High School, Durango, Ridgeland/Odom, Ridgeland, Diamond Pt, Town Center, Masters Place, Lawrence, Palisades, Norfolk, River Run, Maumelle #2
42095	Eureka Gardens Facilities Board	\$ 3,434.40	Debt Fee Collected, July Cycle 4
42096	Ferrellgas	\$ 60.27	Propane for Forklift
42097	Fleetmatics USA, LLC	\$ 479.83	Monthly Tracking Service - 14 Units - July 2017
42098	Gravel Ridge Sewer District 213	\$ 19,699.68	Billed Gravel Ridge Accounts - July Cycles 4 & 5
42099	Halbert Pipe and Steel	\$ 159.62	Hardware for White Oak Valve Wrenches
42100	Harcros Chemicals	\$ 2,614.00	Chlorine Cylinders - White Oak & Five Mile
42101	HD Supply Waterworks	\$ 247.44	Fast Plug - Ward 4
42102	Henard Utility	\$ 848.19	Ball Valve, Rotary Joint, Freight - Unit #122 & #107
42103	Home Depot Credit Services	\$ 1,237.65	Quikrete, Wasp Spray, Hoses, Pruning Tools, Brushes, Nozzles - Repairs & Inventory
42104	Hum's Hardware	\$ 28.07	Smartstraw & Clear Spray Protect - Shop Supplies
42105	ICM, Inc.	\$ 828.74	Hoses & Freight Units #122, #107, #109, #104
42106	Industrial Electronic Supply	\$ 520.80	Contact, Side Mount Block, Relay Overload - Pump 1 Murphy Drive

**NORTH LITTLE ROCK WASTEWATER
CASH DISBURSEMENTS
AUGUST 31, 2017**

CK #	CHECK PAYABLE TO	AMOUNT	DESCRIPTION
42107	Interstate Tire	\$ 21.60	Patch, Sensor - Unit #119
42108	Jimmy Don Waddles Hauling, Inc.	\$ 2,070.00	Biosolids Hauling Maumelle - Two Pines Landfill - 9 Loads 8/2 - 8/7/17
42109	Joe's Garage & Wrecker Service	\$ 366.58	Remove and Replace Brake Pads and Rear Wheel Seal - Unit #83
42110	Jullian Tang	\$ 270.00	Plumbing Bill - Reimburse home owner for NLRW responsible repairs
42111	Kerr Paper & Supply Co.	\$ 361.31	5 Cases Monk Mechanical Wipes - Pump Maintenance
42112	L&L Municipal Supplies & Tool	\$ 214.83	Squincher Drinks (Electrolyte Replacements) Ops
42113	Little Rock Winwater Co.	\$ 101.12	Stock Items for Inventory - 8" CONCXCI/PL, 10Clay x 10Plas CPLG
42114	Lowe's	\$ 1,449.21	Bushes, Flowers (Ward 1 Repair) Mower (Shillcutt) A/C Units (Maumelle & Pump Maint)
42115	MHC Kenworth	\$ 538.14	Unit #123 - Fuel Filter, Oil, Grease, Rotella, Diesel Engine Kit - Labor
42116	Mitch Foreman	\$ 19.00	Reimburse for Airport Shuttle
42117	NLR Welding Supply	\$ 124.06	Monthly Cylinder Rental-Faulkner, White Oak & Maumelle
42118	Pat Johnson	\$ 170.00	Plumbing Bill - Reimburse home owner for NLRW responsible repairs
42119	Peterson Concrete Septic Tank	\$ 569.22	Ward 2 Repair - Ring, Cover, Cone, Risers
42120	Pettus Office Products	\$ 791.44	Ink Toners, Laminator, Speakers, Flat Screen Monitor, Business Book
42121	Post Oak Acres, Inc.	\$ 27.13	Dirt - Repairs Ward 5
42122	Pulaski County Circuit Clerk	\$ 100.00	Copies of Easements/Deeds
42123	Regional Corporate Trust	\$ 877.00	Rixie Bond - July 2017
42124	RJN Group, Inc.	\$ 19,792.51	Professional Services Rendered through 7/21/17 (Committee Approved 2/14/17)
42125	RP Power, LLC	\$ 476.76	Block Heater, Troubleshoot Influent Generator - Maumelle Plant
42126	Sewer District #211	\$ 245.50	Billed Runyan Acres Accounts - July Cycle 4 Collections
42127	Sonny Fulmer Trucking	\$ 1,099.83	Gravel Hauling to FLTP
42128	Superior Concrete, Inc.	\$ 10,400.00	Form, Place, Finish 6" Thick Access Drive - Country Club Ballfields Pump Station
42129	Tractor Supply Credit Plan	\$ 238.88	Spray Gun, Ratchets, Hose, Grass Seed, Straw - Ward 1 Repair & Shop Supplies
42130	U.S. Landscape	\$ 7,000.00	Ward 2 Asphalt Repair
42131	UBS	\$ 1,513.12	Water Bills: Maumelle TP, Murphy Drive PS, FLTP, Lab Bldg
42132	Waste Management	\$ 31,184.76	Biosolids Disposal FLTP & Maumelle
42133	Welsco	\$ 20.22	Cylinder Rent - Collections
42134	Wholesale Electric Supply	\$ 347.40	Plugs & Connectors - White Oak Waterchamp Pump
42135	Xtreme Imaging, Inc.	\$ 8.18	Copies of Subdivision Plat
42136	A-1 Recovery	\$ 92.23	Unit #103 Hauled on Roll Back
42137	Advanced Analytical Solutions	\$ 229.00	July Study Samples
42138	Advantage Service Company	\$ 351.25	Service A/C Units Operations and Old Lab - FLTP
42139	AFLAC	\$ 2,173.26	Employee Deductions - Supplemental Insurance
42140	Applied Industrial Technology	\$ 20.31	For Shillcutt - 3 CR-30X42X7 CRW1 R
42141	Federal Surplus Program	\$ 37.50	Rayovac Lantern Batteries 15 Cases of 6

**NORTH LITTLE ROCK WASTEWATER
CASH DISBURSEMENTS
AUGUST 31, 2017**

CK #	CHECK PAYABLE TO	AMOUNT	DESCRIPTION
42142	Arkansas Aggregates, Inc.	\$ 1,409.37	Class 7 delivered to FLTP 7/5/17 & 7/26/17
42143	Arkansas Democrat Gazette	\$ 457.65	Legal Ad - W Levy/212 Basins CIPP Project
42144	Arkansas One Call System	\$ 417.35	August Member Fee/July Calls Fee
42145	Arkansas Performance Exhaust	\$ 292.84	Unit #85 - Replaced Catalytic Converter
42146	Asphalt Products, Inc.	\$ 3,392.36	Cold Mix - Bridgeway Pump Station - Ward 3
42147	AutomationDirect.com Inc.	\$ 586.50	5 HP VFD, Extended Cable, Mount 4-20 Signal Conditioner - FL Belt Press
42148	BCS, Inc.	\$ 422.20	Remotes and Gate Cards
42149	Capitol Equipment	\$ 2,458.73	Shop Supplies, Parts, Labor, Freight Repair #4 Trackhoe
42150	Centerpoint Energy	\$ 33.16	Gas Bills - Maumelle Valley PS, 701 W. 29th
42151	Change Center for Health	\$ 3,251.50	Wellness Clinic Contract for September 2017
42152	Colonial Life	\$ 432.83	Supplemental Insurance - Employee Deductions
42153	Cranford Construction Co.	\$ 1,234.82	Asphalt 12.5 mm - Repairs Wards 1,2,3 9.5 mm - Repairs Ward 2
42154	Ecotech Enterprises, Inc.	\$ 418.20	3,270 lbs Sodium Hydroxide Solution for Five-Mile
42155	Entergy	\$ 20,647.62	Electric: Counts Massie, Collins Industrial, Maranes, Bouries, Maumelle Woods, Crystal Bay, Bridgeway #2, Hwy 365, CC Ballfields, Counts Massie #2, White Oak
42156	Eureka Gardens Facilities Board	\$ 432.00	Bar Screen, White Oak Structure, White Oak Lagoons, White Oak TP
42157	FedEx	\$ 22.10	Debt Fee Collected, July Cycle 7
42158	First Electric Cooperative	\$ 118.83	Ship Loaner Camera back to Cues
42159	Fisher Scientific	\$ 1,079.66	Electric: Gap Creek Pump Station Pipets, 50 ml Cylinders, 100 ml Cylinders, Repeating Pipetter Tips, Disposable Pipets
42160	Fleet Tire Service	\$ 35.28	Flat Repair Unit #115 & Unit #101
42161	Frank Fletcher Dodge	\$ 1,151.83	Repairs to Unit #88 Vacuum Leak in Manifold, Lube Oil & Filter Service
42162	Grainger	\$ 161.21	Portable Blower Fan 120V Unit #90
42163	Gravel Ridge Sewer District 213	\$ 491.40	Billed Accounts - Collections - July, Cycle 7
42164	Harcros Chemicals	\$ 1,774.37	Cylinders of Sulfur Dioxide and Chlorine - Maumelle
42165	HD Supply Waterworks	\$ 215.45	Rescue Utility Blade and Abrasive Blade Duct - Unit #94
42166	Henard Utility	\$ 734.61	Parts & Freight for Cues TV #1 and TV#2
42167	ICM, Inc.	\$ 1,738.78	2 Ferro-Magnetic Locators plus Freight
42168	Information Network of Arkansas	\$ 66.00	New Employee Background Checks (3)
42169	InterDyn BMI	\$ 47.50	Support Call - Problem Resolved
42170	Interstate Tire	\$ 21.60	Flat Repair w/Sensor Unit #120
42171	Jack Tyler Engineering Co.	\$ 6,642.66	Repair Flygt Pump at Wilcox Pump Station
42172	Jimmy Don Waddles Hauling, Inc.	\$ 2,070.00	Biosolids Hauling Maumelle to Two Pines - 9 Loads 8/8-8/14/17
42173	Joe's Garage & Wrecker Service	\$ 140.50	Service and Repair Parts - Trouble Truck #103
42174	L&L Municipal Supplies & Tool	\$ 641.24	5/16 Blue Thandle Sewer Coupling Wrench, Driver Gloves and PVC Sewer Gloves

**NORTH LITTLE ROCK WASTEWATER
CASH DISBURSEMENTS
AUGUST 31, 2017**

CK #	CHECK PAYABLE TO	AMOUNT	DESCRIPTION
42175	McElroy Metal Service Center	\$ 6.03	Sealant for Faulkner Lake Filter Press Wall
42176	MHC Kenworth	\$ 1,280.25	Remove Broken Bolts in Driveshaft; Repair Crankshaft Unit #107
42177	Mr. First Aid	\$ 788.94	First Aid Supplies: Collections, Operations, Pump Maintenance, Lab
42178	Netgain Technologies	\$ 9,800.00	1-Year Unlimited Cloud Storage and 1-Year Hardware Instant Replacement
42179	Peterson Concrete Septic Tank	\$ 414.95	Doghhouse Cone, Grade Rings, NLR Sewer Ring & Cover Ward 2
42180	Pettus Office Products	\$ 469.93	Computer Monitor - Ops, Breakroom/Office Supplies - Admin
42181	S&W Chemical Sales	\$ 1,079.84	7 Cases Extra Large Nitrile Onyx Gloves
42182	Sewer District #211	\$ 252.00	Billed Runyan Acres Accounts Collections, July, Cycle 7
42183	Snyder Technical Services, LLC	\$ 133.00	Cloth Blower Filter - Faulkner Lake Plant
42184	Sonny Fulmer Trucking	\$ 823.31	Gravel Hauling to FLTP 8/7/17 & 8/11/17; Concrete Repair Ward 1
42185	Southern Pipe & Supply	\$ 2,540.07	140' of 8" Ductile Pipe - Repair Ward 5
42186	Spa Chemicals	\$ 247.34	Urinal Screen, PopUp Towels, Center Pull Towels, Hand Sanitizer
42187	Trailer Country	\$ 7,310.00	New Service Bed for Unit #132
42188	Underground Safety Equipment	\$ 1,083.15	Trench Boxes & Spreader Pipes Ward 2
42189	U.S. Truck Accessories	\$ 1,486.02	Camper Shell & Bed Mat for Unit #131
42190	USA Bluebook	\$ 577.26	Flask & Bottle Brush, Stainless Steel Sponge, pH 7 Buffer, pH 4 Buffer, pH 10 Buffer
42191	Web Lubrications, Inc./Jiffy Lube	\$ 79.29	Signature Service Oil Change - Unit #124
42192	Windstream	\$ 60.46	Billing Department Phone & Fax
42193	Ameriprise Financial Services	\$ 95.00	Employee Contributions Pay Period Ending 8/20/17
42194	United Way	\$ 63.00	Employee Charitable Contributions, Pay Period Ending 8/20/2017
42195	James & Marian Willis	\$ 284.09	Garnishment of Employee Wages Pay Period Ending 8/20/2017
42196	OCSE Clearinghouse SDU	\$ 552.86	Employee Payment of Child Support Pay Period Ending 8/20/2017
NAT-17	Nationwide Retirement Solutions	\$ 3,502.08	Retirement Contributions Pay Period Ending 8/20/2017
AFC-17	Arkansas Federal Credit Union	\$ 5,005.31	Employee Deposits Pay Period Ending 8/20/2017
PR-17	Payroll Tax Deposit	\$ 43,807.15	Payroll Taxes Pay Period Ending 8/20/2017
42197	Advantage Service Co.	\$ 385.99	Repair A/C in Admin - Replaced 50 Amp Contactor & Cleaned Condensor
42198	Allied Supply Inc.	\$ 278.67	Rat Handle, Pipe Dies, Die Hard - Tools to Repair Piping @ Lakewood Place PS
42199	American Composting, Inc.	\$ 677.36	Grease 900 Gallons - Unit 107 FLTP
42200	Ameriprise Financial Services	\$ 1,187.50	2nd Qtr Pension Plan Services
42201	Arkansas Aggregates, Inc.	\$ 2,179.65	Gravel & Stone Delivered to FLTP
42202	Arkansas Copier Center	\$ 38.92	Lab Copier Maintenance
42203	Arkansas Democrat Gazette	\$ 144.45	Legal Ad - Temporary Variance for Maumelle
42204	AT&T Mobility	\$ 136.17	Internet Svc White Oak & 5-Mi & Data Service Survey Equipment
42205	Capitol Equipment	\$ 1,276.64	Replaced Seals, Shaft, Pulley & Caps on Gear Box; Installed New Belt for Maumelle Lawnmower Deck
42206	Centerpoint Energy	\$ 1,267.71	Gas Bills -FLTP, Lab

**NORTH LITTLE ROCK WASTEWATER
CASH DISBURSEMENTS
AUGUST 31, 2017**

CK #	CHECK PAYABLE TO	AMOUNT	DESCRIPTION
42207	Central Arkansas Water	\$ 40,125.65	Wastewater Billing Fees NLR & Maumelle - June
42208	City of Maumelle	\$ 24.86	Commercial Fire and Police Fees
42209	Electro Batteries	\$ 287.96	Batteries for Unit 120
42210	Entergy	\$ 127.51	Electric - Clayton Chapel PS, Austin Lakes PS
42211	Environmental Services Company	\$ 5,907.48	Permit Required Lab Tests - 5-Mile and Faulkner Lake; 3rd Qtr Biosolids Testing Required; Soil Testing White Oak & 5-Mi
42212	Fleetmatics USA, LLC	\$ 500.17	Monthly Vehicle Tracking Service - 14 Units - July
42213	Fuelman	\$ 10,644.48	Gasoline & Diesel for Utility Owned Vehicles- July 2017
42214	Gravel Ridge Sewer District 213	\$ 18,116.87	Billed Accounts - Collections - July, Cycle 9 and End of Month
42215	Greyline Instruments, Inc.	\$ 596.61	PZ15 Ultrasonic Level Sensor, Sensor Sunscreen, Enclosure Sunscreen, Silicone Compound - for 5-Mi Effluent Flow Meter
42216	Hilburn, Calhoon, Harper, Prunski et al	\$ 1,609.44	Legal Services Rendered , Retainer, Special Projects
42217	Jimmy Don Waddles Hauling, Inc.	\$ 3,320.00	Biosolids Hauling Maumelle - Two Pines Landfill (14 load + 1 load sand)
42218	Joe's Garage & Wrecker Service	\$ 453.11	Unit #119 - Replace Front Brake Pads, Remove & Replace Solenoid
42219	JWC Environmental	\$ 14,217.00	Lower Assembly Exchange for the Maumelle Plant Comminuter
42220	Keeling Company	\$ 63.40	PVC Female Adapters Ward 5; Union & Nipple FL Belt Press
42221	L&L Municipal Supplies & Tool	\$ 417.73	10 - 2x36 Tiger Tail Hose - Units #122, 107, 109, 104
42222	Legal Shield	\$ 139.55	Prepaid Legal Services-Employee Deductions
42223	Little Rock Winwater Co.	\$ 2,319.41	Rings & Manhole Covers - Inventory
42224	Lou's Gloves, Inc.	\$ 870.00	10 Cases Nitrile Powder Free Gloves - Lab
42225	Municipal Health Benefit Fund	\$ 65,380.00	Health Insurance Premium for September 2017
42226	MunicipalH2O.com	\$ 550.00	Risk Management Compliance Program - FLTP, WHITE OAK, 5-MILE - August 2017
42227	RGA	\$ 10.85	Gasket Material for Final Clarifier at FL
42228	RP Power, LLC	\$ 1,138.64	Repairs to Generator at Maumelle Plant
42229	Sewer District #211	\$ 48,994.79	Billed Runyan Acres Accounts - Collections - July Cycle 9 and End of Month
42230	Southern Tire Mart	\$ 187.25	Trailer #10 - 2 New Tires Installed
42231	TC Print Solutions	\$ 1,594.63	61,500 Mailing Inserts to Include in Water Bills
42232	Verizon Wireless	\$ 1,478.75	Monthly Cell Phone Service
42233	Waste Management	\$ 7,914.17	Biosolids Disposal Maumelle - Monthly Dumpster Service Vaccons, Shillcutt, White Oak, Maumelle
42234	Wiese USA	\$ 709.00	Forklift - 2 New Tires
42235	Windstream	\$ 844.31	Phone Internet - Maumelle Plant
42236	Xtreme Imaging, Inc.	\$ 710.84	Specs & Plans Binding/Printing - W Levy/212 Basins Pipe Bursting
ELECPYMT-8	Centennial Bank Credit Card	\$ 700.87	2 Hotel Rooms Annual Pretreatment Conference Albuquerque, NM ; Lunch Committee Meeting
42237	A-1 Recovery	\$ 271.25	Towed Unit # 107
42238	ADT Security Services	\$ 408.87	Quarterly Service - Five Mile and White Oak

**NORTH LITTLE ROCK WASTEWATER
CASH DISBURSEMENTS
AUGUST 31, 2017**

CK #	CHECK PAYABLE TO	AMOUNT	DESCRIPTION
42239	Advantage Service Co.	\$ 249.44	Admin A/C Unit (2nd Unit)- Ants in Unit - Replaced Contactor & Cleaned
42240	Applied Industrial Technology	\$ 185.32	Parts for White Oak Bar Screen Repair - Ball Bearings
42241	Arkansas Aggregates, Inc.	\$ 1,808.67	Gravel & Stone Delivered to FLTP
42242	Arkansas Flag & Banner	\$ 191.77	New U. S. and Arkansas Flags
42243	AT&T	\$ 311.30	Land Lines - White Oak, 5-Mi & FLTP Security Gate
42244	AT&T	\$ 698.40	Data Communications between FLTP, City Svcs, CAW
42245	Boston Mutual Life Insurance Co.	\$ 578.61	Supplemental Insurance - Employee Deductions
42246	Carlton-Bates Co.	\$ 152.99	Items for Five Mile SCADA
42247	Consolidated Pipe & Supply	\$ 356.61	8" Ductile Pipe for Inventory
42248	Entergy	\$ 31,623.82	Electric: 5-Mi Gate, Trammel Estates, Marche, 5-Mi Creek#1, 5-Mi S, 5-Mi N, 5-Mi Influent, Eureka Gardens 46th St, Rixie Hwy 161, Mid-State, Chapel Ridge, Frontier Dr, McAlmont, Eureka/Judy, Eureka Gardens Road, Quapaw PS, Hill Lake, Odom/Blue Mtn, Seminole E, Seminole W, Osage Hills, Maumelle Valley, New Bedford, Ponca, Osage Falls, Rixie Lucky, Rixie Road
42249	Environmental Services Company	\$ 916.10	TSS Filters - O & G Funnels - Lab Supplies
42250	FedEx Freight	\$ 1,888.33	Ship Comminutor back for Exchange - Maumelle Plant
42251	Grainger	\$ 145.79	Unit #90 Stock - Toggle Switches, Socket Extensions, Lamp Holder Adapters
42252	Green & Chapman, Inc.	\$ 968.11	Red Dye Fuel (Ultra Low Sulfur Diesel) for Inventory
42253	Harcros Chemicals	\$ 1,960.50	Chlorine for Five Mile and Faulkner Plants
42254	HD Supply Waterworks	\$ 329.93	6 Red Fast Plugs & 2 Blue Fast Plugs for Manhole Crew
42255	Interstate Tire	\$ 21.60	Repair Flat - Locations Truck - Unit #117
42256	Jim's Tree Service	\$ 400.00	Remove Tree in Front of Sewer Reroute-Ward 5
42257	Jimmy Don Waddles Hauling, Inc.	\$ 2,070.00	Biosolids Hauling Maumelle - Two Pines Landfill (9 loads)
42258	Keeling Company	\$ 54.41	Parts for Faulkner Lake Belt Press - Nipples, Unions, Adapters
42259	Kerr Paper & Supply Co.	\$ 538.81	Toilet Paper, C-Fold Towels, Presto Wipes - Lab & Pump Maintenance
42260	L&L Municipal Supplies & Tool	\$ 518.20	Red & Green Dye Tablets for TV#1 and #2
42261	McGonigal Consulting, LLC	\$ 100.00	Access Code Adjustment on New Computer
42262	North Little Rock Electric	\$ 1,557.30	Electric: I-440 Industrial, Wilcox PS, Faulkner Lake Coll Sys & Eng Bldg
42263	O'Reilly Automotive Stores	\$ 6.05	2 Gals Wiper Fluid - Unit #117
42264	Omnisite	\$ 372.33	Standard 1-Year Wireless Service From 8/3/17-12/31/17 - Three Pump Stations
42265	Panera, LLC	\$ 59.67	8/8/2017 NLRWU Committee Meeting Lunch
42266	PC Hardware	\$ 117.00	Door Closer Front Lobby Door - Collections
42267	Pettus Office Products	\$ 933.99	White Out, Toner Cartridges, Highlighters, Binder Clips
42268	Petty Cash	\$ 351.15	Petty Cash Reimbursement for May 15 - August 24, 2017
42269	Sewer District #211	\$ 972.00	Billed Accounts Runyan Acres 8/2/17 - Aug. Cycle 1 Collections
42270	Sonny Fulmer Trucking	\$ 1,946.95	Gravel Hauling Delivered to FLTP, Maumelle, 29th St. and East Maryland
42271	Star Bolt & Screw Co.	\$ 33.02	Stainless Steel Flat Washers & Hex Nuts Lakewood Place Stand Support

**NORTH LITTLE ROCK WASTEWATER
CASH DISBURSEMENTS
AUGUST 31, 2017**

CK #	CHECK PAYABLE TO	AMOUNT	DESCRIPTION
42272	Stribling Equipment LLC	\$ 161.29	Belt Tensioner for Unit #109
42273	Terminix Processing Center	\$ 113.93	Monthly Pest Control Admin
42274	Truckpro LLC	\$ 9.87	2 Lamps for Unit #94 Brake Lights
42275	Water Environment Federation	\$ 95.00	Annula Membership Renewal- Dunham
42276	Web Lubrications, Inc./Jiffy Lube	\$ 107.90	Signature Service Oil Change - Unit #115 & Tire Rotation
42277	Xtreme Imaging, Inc.	\$ 101.68	Print & Bind Job Specs - 2017 Biosolids Removal & Land Application (5-Mi)
	OPERATING PAYROLL	\$ 230,826.37	Pay Periods Ending: 8/6/17 and 8/20/17
		<u>\$ 1,245,985.01</u>	
	Arkansas Federal Credit Union	\$ 25.00	Monthly Fee for Electronic Transfer of Employee Payroll Deposits
	ADFA-Loan Payments	\$ 308,797.98	Monthly Loan Payments Drafted From Account
	2016 Construction Fund	\$ 456,435.10	Total Disbursements From Account
	TOTAL UTILITY CASH DISBURSEMENTS	<u><u>\$ 2,011,243.09</u></u>	

NORTH LITTLE ROCK WASTEWATER
CASH DISBURSEMENTS
2016 CONSTRUCTION FUND
AUGUST 31, 2017

CK #	CHECK PAYABLE TO	AMOUNT	DESCRIPTION
1008	Insituform Technologies	\$ 80,819.83	Estimate #1 for Barring Cross CIPP Project
1009	Horseshoe Construction	\$375,615.27	Estimate #2 for Barring Cross Pipe Bursting Project
		<u>\$ 456,435.10</u>	

**NORTH LITTLE ROCK WASTEWATER
FUND TRANSFERS
AUGUST 31, 2017**

DATE	AMOUNT	TO	FROM	DESCRIPTION
8/1/2017	\$ 41,666.67	Rehabilitation	Sewer	Monthly Required Transfer
8/2/2017	\$ 107,700.00	Operating	Sewer	Transfer for Accounts Payable Checks paid on 8/2
8/7/2017	\$ 115,200.00	Operating-Payroll	Sewer	Transfer for 8/6/17 Pay Period, Paid to Employees on 8/8
8/11/2017	\$ 478,600.00	Operating	Sewer	Transfer for Accounts Payable Checks paid on 8/7-8/11
8/16/2017	\$ 84,400.00	Operating	Sewer	Transfer for Accounts Payable Checks paid on 8/16
8/21/2017	\$ 115,600.00	Operating-Payroll	Sewer	Transfer for 8/20/17 Pay Period, Paid to Employees on 8/2
8/25/2017	\$ 290,800.00	Operating	Sewer	Transfer for Accounts Payable Checks paid on 8/21-8-25
8/30/2017	\$ 53,700.00	Operating	Sewer	Transfer for Accounts Payable Checks paid on 8/30

\$ 1,287,666.67

(3)

FINANCIAL STATEMENTS FOR AUGUST 2017

ACTION REQUESTED:

Approve the Financial Statements for August 2017.



North Little Rock Waste Water
Balance Sheet
Thursday, August 31, 2017

ASSETS	
CURRENT ASSETS	
PETTY CASH	\$700.00
CASH IN BANK	\$4,577,033.00
CERTIFICATES OF DEPOSIT	\$3,736,307.00
ADFA HOLDING ACCOUNTS	\$1,236,764.00
ACCOUNTS RECEIVABLE	\$2,361,425.00
ACCRUED INTEREST RECEIVABLE	\$11,089.00
ON-SITE INVENTORY	\$48,260.00
PREPAID LIABILITY INSURANCE	\$37,632.00
PREPAID WORKERS COMPENSATION INSURANCE	\$34,790.00
OTHER PREPAID EXPENSES	\$35,783.00
TOTAL CURRENT ASSETS	<u>\$12,079,787.00</u>
PROPERTY, PLANT & EQUIPMENT	
LAND	\$3,139,810.00
PUMPING STATION STRUCTURES	\$11,615,705.00
SEWER SYSTEM LINES	\$62,626,676.00
TREATMENT PLANT STRUCTURES	\$77,499,158.00
ADMINISTRATION & MAINT. & ENG. BUILDINGS	\$898,017.00
LABORATORY BUILDING	\$1,241,501.00
SEWER SYSTEM EQUIPMENT	\$10,718,028.00
EST. VALUE OF OLD SEWER LINES	\$5,081,361.00
CONSTRUCTION IN PROGRESS	\$6,011,382.00
ACCUMULATED DEPRECIATION	(\$68,775,810.00)
TOTAL PROPERTY, PLANT & EQUIPMENT	<u>\$110,055,832.00</u>
OTHER ASSETS	
RIXIE OM&R RECEIVABLE	\$176,055.00
DEFERRED OUTFLOWS RELATED TO PENSION	\$1,321,499.00
TOTAL OTHER ASSETS	<u>\$1,497,554.00</u>
TOTAL ASSETS	<u>\$123,633,174.00</u>

North Little Rock Waste Water
Balance Sheet
Thursday, August 31, 2017

LIABILITIES	
CURRENT LIABILITIES	
ACCOUNTS PAYABLE	\$140,811.49
OWED TO OTHER DISTRICTS	\$90,455.92
FRANCHISE FEE PAYABLE	\$154,056.65
PAYABLE TO RIXIE	\$2,059.50
PAYABLE TO EUREKA GARDENS	\$3,844.80
ACCRUED SICK LEAVE	\$417,872.53
ACCRUED VACATION LEAVE	\$223,263.26
ACCRUED EMPLOYEE BENEFITS	(\$1,083.03)
ACCRUED INTEREST PAYABLE	\$394,368.45
ACCRUED PENSION PLAN CONTRIBUTION	\$470,200.00
TOTAL CURRENT LIABILITIES	<u>\$1,895,849.57</u>
OTHER LIABILITIES	
BONDS PAYABLE-SERIES "A"	\$477,030.95
BONDS PAYABLE-SERIES "B"	\$272,621.15
BONDS PAYABLE-SERIES 2001	\$4,251,087.48
BONDS PAYABLE-SERIES 2008	\$10,877,630.79
BONDS PAYABLE-SERIES 2012	\$19,761,092.00
BONDS PAYABLE-SERIES 2016	3,062,730.00
RESERVE FOR BIO-SOILD DISPOSAL	\$1,210,000.00
OPEB OBLIGATION-GASB 45	\$148,771.00
NET PENSION LIABILITY	\$2,387,875.00
DEFERRED INFLOWS RELATED TO PENSIONS	\$576,667.00
TOTAL OTHER LIABILITIES	<u>\$43,025,505.37</u>
EQUITY	
CONTRIBUTED CAPITAL	\$30,110,329.51
DONATED CAPITAL	\$17,727,878.80
RETAINED EARNINGS	\$27,683,654.10
CURRENT YEAR NET INCOME / (LOSS)	\$3,189,957.02
TOTAL EQUITY	<u>\$78,711,819.43</u>
TOTAL LIABILITIES & EQUITY	<u>\$123,633,174.37</u>

North Little Rock Waste Water
Income Statement
For the Eight Months Ending Thursday, August 31, 2017

	YEAR TO DATE BUDGET	YEAR TO DATE 2017	YEAR TO DATE 2016
REVENUE			
OPERATING REVENUE			
INSIDE NLR SERVICE CHARGES	\$8,362,400.00	\$8,029,747.59	\$7,562,748.90
OUTSIDE NLR SERVICE CHARGES	\$1,788,000.00	\$1,778,155.92	\$1,615,564.73
MAUMELLE SERVICE CHARGES	\$1,654,000.00	\$1,860,297.01	\$1,158,818.99
SHERWOOD TREATMENT CHARGES	\$235,300.00	\$225,952.00	\$327,952.00
CUSTOMER SERVICE CHARGES	\$33,600.00	\$33,481.77	\$33,431.89
SERVICE CHARGE REFUND	\$0.00	\$0.00	(\$12,132.12)
INDUSTRY REGULAR CHARGES	\$1,024,800.00	\$992,702.91	\$844,682.79
INDUSTRY SURCHARGE/PENALTY CHARGES	\$55,200.00	\$239,943.67	\$56,755.53
INDUSTRY LATE FEE CHARGES	\$8,000.00	\$3,982.33	\$4,331.30
LATE FEE CHARGES-RES. & COM.	\$207,100.00	\$227,075.02	\$192,510.21
TIE-ON FEE CHARGES	\$0.00	\$3,577.16	\$24,454.77
CONNECTION INSPECTION PERMITS	\$20,900.00	\$23,420.00	\$21,075.00
PARTIAL INSPECTION PERMITS	\$0.00	\$135.00	\$360.00
TAP & STREET CUTTING PERMITS	\$4,800.00	\$7,000.00	\$5,250.00
REVIEW PLANS & SPECIFICATIONS	\$3,200.00	\$2,562.24	\$7,632.23
TOTAL OPERATING REVENUE	<u>\$13,397,300.00</u>	<u>\$13,428,032.62</u>	<u>\$11,843,436.22</u>
NON OPERATING REVENUE			
INTEREST EARNED INCOME-SECURITIES	\$4,000.00	\$10,391.16	\$4,351.43
INTEREST EARNED INCOME-CHECKING	\$2,400.00	\$4,346.28	\$2,745.90
INTEREST EARNED INCOME-NOTES	\$3,300.00	\$3,516.29	\$3,555.50
DISCOUNTS EARNED	\$0.00	\$1,096.74	\$154.20
MISCELLANEOUS INCOME	\$0.00	\$14,079.80	\$9,265.21
TOTAL NON-OPERATING REVENUE	<u>\$9,700.00</u>	<u>\$33,430.27</u>	<u>\$20,072.24</u>
TOTAL REVENUE	<u>\$13,407,000.00</u>	<u>\$13,461,462.89</u>	<u>\$11,863,508.46</u>

North Little Rock Waste Water
Income Statement
For the Eight Months Ending Thursday, August 31, 2017

	YEAR TO DATE BUDGET	YEAR TO DATE 2017	YEAR TO DATE 2016
OPERATING EXPENSES			
WALKING CREW	\$40,800.00	\$15,446.23	\$27,380.64
TROUBLE CREW	\$82,400.00	\$73,246.49	\$88,643.16
MANHOLE CREW	\$80,000.00	\$44,168.40	\$59,855.66
POWER DRIVE CREW	\$59,100.00	\$44,983.26	\$37,638.70
TELEVISION CREW #1	\$76,800.00	\$80,379.29	\$76,598.59
TELEVISION CREW #2	\$76,000.00	\$71,444.86	\$70,563.08
COLLECTION SYSTEMS-GENERAL			
REPAIR CREW #1	\$832,100.00	\$720,322.27	\$719,860.65
REPAIR CREW #2	\$123,200.00	\$111,712.31	\$114,824.99
REPAIR CREW #3	\$135,200.00	\$105,579.37	\$122,718.53
REPAIR CREW #4	\$129,600.00	\$145,010.81	\$140,239.98
REPAIR CREW #5	\$109,600.00	\$88,944.22	\$56,968.70
POWER RODDING CREW #1	\$44,000.00	\$21,435.20	\$22,503.79
VAC-CON CREW #1	\$111,900.00	\$115,050.00	\$97,411.82
VAC-CON CREW #2	\$68,000.00	\$64,691.16	\$102,376.81
VAC-CON CREW #3	\$93,600.00	\$97,174.91	\$91,064.53
VAC-CON CREW #4	\$0.00	\$6,630.25	\$8,432.22
VAC-CON CREW #5	\$75,100.00	\$54,320.17	\$77,544.32
SURVEY CREW	\$46,500.00	\$38,304.28	\$47,537.41
LOCATION WORK	\$33,600.00	\$26,666.54	\$31,915.81
ENGINEERING OFFICE	\$239,300.00	\$157,749.11	\$141,219.11
ENGINEERING-SSES	\$11,200.00	\$1,127.16	\$7,065.15
GENERAL ENGINEERING DEPT.	\$175,200.00	\$147,226.68	\$126,876.19
PRETREATMENT DEPARTMENT	\$163,200.00	\$147,002.79	\$148,354.16
TREATMENT DEPARTMENT	\$3,116,000.00	\$3,094,860.54	\$2,613,610.05
PUMP STATION DEPARTMENT	\$373,600.00	\$352,400.76	\$355,550.85
BILLING DEPARTMENT	\$514,400.00	\$459,280.67	\$422,265.95
ADMINISTRATIVE	\$693,600.00	\$569,698.97	\$673,487.19
LOSS (GAIN) ON PROPERTY DISPOSALS	\$0.00	\$41,639.25	\$64,165.46
DEPRECIATION EXPENSE-NON VEHICLE	\$2,063,200.00	\$2,448,440.78	\$1,929,420.50
PENSION EXPENSE	\$477,600.00	\$473,697.50	\$436,895.86
TOTAL OPERATING EXPENSES	\$10,044,800.00	\$9,818,634.23	\$8,912,989.86
NON-OPERATING EXPENSES			
INTEREST ON DEBT-ALL BONDS	\$593,000.00	\$596,643.66	\$569,902.80
TOTAL NON-OPERATING EXPENSES	\$593,000.00	\$596,643.66	\$569,902.80
TOTAL EXPENSES	\$10,637,800.00	\$10,415,277.89	\$9,482,892.66

North Little Rock Waste Water
Income Statement
For the Eight Months Ending Thursday, August 31, 2017

	YEAR TO DATE BUDGET	YEAR TO DATE 2017	YEAR TO DATE 2016
NET INCOME (LOSS) BEFORE UNUSUAL ITEMS	\$2,769,200.00	\$3,046,185.00	\$2,380,615.80
EMERGENCY REPAIRS	\$0.00	\$0.00	(\$2,615,832.60)
DONATED PROPERTY VALUE	\$0.00	\$143,772.02	\$0.00
NET INCOME (LOSS)	<u>2,769,200.00</u>	<u>3,189,957.02</u>	<u>(235,216.80)</u>

North Little Rock Waste Water
Income Statement
For the Eight Months Ending Thursday, August 31, 2017

	AUGUST 2017	YEAR TO DATE 2017	AUGUST 2016	YEAR TO DATE 2016
REVENUE				
OPERATING REVENUE				
INSIDE NLR SERVICE CHARGES	\$1,016,318.47	\$8,029,747.59	\$1,017,912.10	\$7,562,748.90
OUTSIDE NLR SERVICE CHARGES	\$230,016.51	\$1,778,155.92	\$210,598.19	\$1,615,564.73
MAUMELLE SERVICE CHARGES	\$244,263.12	\$1,860,297.01	\$242,100.05	\$1,158,818.99
SHERWOOD TREATMENT CHARGES	\$28,244.00	\$225,952.00	\$40,994.00	\$327,952.00
CUSTOMER SERVICE CHARGES	\$4,218.88	\$33,481.77	\$4,182.98	\$33,431.89
SERVICE CHARGE REFUND	\$0.00	\$0.00	\$0.00	(\$12,132.12)
INDUSTRY REGULAR CHARGES	\$137,158.48	\$992,702.91	\$126,746.63	\$844,682.79
INDUSTRY SURCHARGE/PENALTY CHARGES	\$42,728.36	\$239,943.67	\$7,931.33	\$56,755.53
INDUSTRY LATE FEE CHARGES	\$0.00	\$3,982.33	\$0.00	\$4,331.30
LATE FEE CHARGES-RES. & COM.	\$39,662.34	\$227,075.02	\$33,225.91	\$192,510.21
TIE-ON FEE CHARGES	\$1,509.95	\$3,577.16	\$534.00	\$24,454.77
CONNECTION INSPECTION PERMITS	\$4,055.00	\$23,420.00	\$3,600.00	\$21,075.00
PARTIAL INSPECTION PERMITS	\$0.00	\$135.00	\$45.00	\$360.00
TAP & STREET CUTTING PERMITS	\$350.00	\$7,000.00	\$700.00	\$5,250.00
REVIEW PLANS & SPECIFICATIONS	\$1,285.09	\$2,562.24	\$1,856.40	\$7,632.23
TOTAL OPERATING REVENUE	<u>\$1,749,810.20</u>	<u>\$13,428,032.62</u>	<u>\$1,690,426.59</u>	<u>\$11,843,436.22</u>
NON OPERATING REVENUE				
INTEREST EARNED INCOME-SECURITIES	\$1,673.31	\$10,391.16	\$360.19	\$4,351.43
INTEREST EARNED INCOME-CHECKING	\$786.32	\$4,346.28	\$447.02	\$2,745.90
INTEREST EARNED INCOME-NOTES	\$448.58	\$3,516.29	\$448.58	\$3,555.50
DISCOUNTS EARNED	\$206.41	\$1,096.74	\$16.05	\$154.20
MISCELLANEOUS INCOME	\$9,244.80	\$14,079.80	\$0.00	\$9,265.21
TOTAL NON-OPERATING REVENUE	<u>\$12,359.42</u>	<u>\$33,430.27</u>	<u>\$1,271.84</u>	<u>\$20,072.24</u>
TOTAL REVENUE	<u>\$1,762,169.62</u>	<u>\$13,461,462.89</u>	<u>\$1,691,698.43</u>	<u>\$11,863,508.46</u>

North Little Rock Waste Water
Income Statement
For the Eight Months Ending Thursday, August 31, 2017

	AUGUST 2017	YEAR TO DATE 2017	AUGUST 2016	YEAR TO DATE 2016
OPERATING EXPENSES				
WALKING CREW	\$3,254.39	\$15,446.23	\$2,809.37	\$27,380.64
TROUBLE CREW	\$7,160.55	\$73,246.49	\$8,234.03	\$88,643.16
MANHOLE CREW	\$9,564.24	\$44,168.40	\$6,477.91	\$59,855.66
POWER DRIVE CREW	\$6,362.28	\$44,983.26	\$4,475.70	\$37,638.70
TELEVISION CREW #1	\$11,300.61	\$80,379.29	\$10,626.03	\$76,598.59
TELEVISION CREW #2	\$8,291.19	\$71,444.86	\$9,004.33	\$70,563.08
COLLECTION SYSTEMS-GENERAL				
REPAIR CREW #1	\$85,505.58	\$720,322.27	\$80,156.99	\$719,860.65
REPAIR CREW #2	\$11,177.63	\$111,712.31	\$11,965.59	\$114,824.99
REPAIR CREW #3	\$12,710.38	\$105,579.37	\$10,232.09	\$122,718.53
REPAIR CREW #4	\$19,105.68	\$145,010.81	\$15,142.97	\$140,239.98
POWER RODDING CREW #1	\$12,492.67	\$88,944.22	\$9,868.09	\$56,968.70
VAC-CON CREW #1	\$2,576.21	\$21,435.20	\$3,729.76	\$22,503.79
VAC-CON CREW #2	\$15,773.71	\$115,050.00	\$13,438.65	\$97,411.82
VAC-CON CREW #3	\$8,452.05	\$64,691.16	\$12,554.45	\$102,376.81
VAC-CON CREW #4	\$12,990.74	\$97,174.91	\$11,502.87	\$91,064.53
VAC-CON CREW #5	\$709.78	\$6,630.25	\$0.00	\$8,432.22
SURVEY CREW	\$6,124.63	\$54,320.17	\$6,885.16	\$77,544.32
LOCATION WORK	\$5,192.22	\$38,304.28	\$4,980.55	\$47,537.41
ENGINEERING-OFFICE	\$3,313.23	\$26,666.54	\$4,951.83	\$31,915.81
ENGINEERING-SSES	\$17,539.62	\$157,749.11	\$17,342.63	\$141,219.11
GENERAL ENGINEERING DEPT.	\$0.00	\$1,127.16	\$972.33	\$7,065.15
PRETREATMENT DEPARTMENT	\$16,823.87	\$147,226.68	\$13,782.48	\$126,876.19
TREATMENT DEPARTMENT	\$18,766.37	\$147,002.79	\$18,188.55	\$148,354.16
PUMP STATION DEPARTMENT	\$386,242.48	\$3,094,860.54	\$358,865.67	\$2,613,610.05
BILLING DEPARTMENT	\$52,429.49	\$352,400.76	\$39,871.89	\$355,550.85
ADMINISTRATIVE	\$63,467.70	\$459,280.67	\$61,550.93	\$422,265.95
LOSS (GAIN) ON PROPERTY DISPOSALS	\$62,711.02	\$569,698.97	\$63,557.72	\$673,487.19
DEPRECIATION EXPENSE-NON VEHICLE	\$0.00	\$41,639.25	\$72,757.46	\$64,165.46
PENSION EXPENSE	\$309,476.29	\$2,448,440.78	\$247,624.49	\$1,929,420.50
TOTAL OPERATING EXPENSES	\$59,962.50	\$473,697.50	\$55,344.17	\$436,895.86
NON-OPERATING EXPENSES				
INTEREST ON DEBT-ALL BONDS	\$1,229,477.11	\$9,818,634.23	\$1,176,894.69	\$8,912,989.86
TOTAL NON-OPERATING EXPENSES	\$75,412.38	\$596,643.66	\$74,769.73	\$569,902.80
TOTAL EXPENSES	\$1,304,889.49	\$10,415,277.89	\$1,251,664.42	\$9,482,892.66

North Little Rock Waste Water
Income Statement
For the Eight Months Ending Thursday, August 31, 2017

	AUGUST 2017	YEAR TO DATE 2017		AUGUST 2016	YEAR TO DATE 2016
NET INCOME (LOSS) BEFORE UNUSUAL ITEMS	\$457,280.13	\$3,046,185.00		\$440,034.01	\$2,380,615.80
EMERGENCY REPAIRS	\$0.00	\$0.00		(\$503,166.25)	(\$2,615,832.60)
DONATED PROPERTY VALUE	\$0.00	\$143,772.02		\$0.00	\$0.00
NET INCOME (LOSS)	457,280.13	3,189,957.02		(63,132.24)	(235,216.80)

North Little Rock Waste Water
Income Statement
For the Eight Months Ending

	AUGUST 2017	AUGUST 2016	AUGUST 2015	AUGUST 2014	AUGUST 2013	AUGUST 2012
REVENUE						
OPERATING REVENUE						
INSIDE NLR SERVICE CHARGES	\$8,029,747.59	\$7,562,748.90	\$7,086,058.29	\$6,954,182.48	\$6,303,088.81	\$5,491,622.10
OUTSIDE NLR SERVICE CHARGES	\$1,778,155.92	\$1,615,564.73	\$1,524,499.27	\$1,480,069.20	\$1,344,628.79	\$1,148,866.10
MAUMELLE SERVICE CHARGES	\$1,860,297.01	\$1,158,818.99	\$0.00	\$0.00	\$0.00	\$0.00
SHERWOOD TREATMENT CHARGES	\$225,952.00	\$327,952.00	\$265,864.00	\$224,888.00	\$220,664.00	\$222,304.00
CUSTOMER SERVICE CHARGES	\$33,481.77	\$33,431.89	\$33,274.57	\$32,332.79	\$31,892.62	\$31,379.37
SERVICE CHARGE REFUND	\$0.00	(\$12,132.12)	(\$5,466.90)	\$0.00	\$0.00	\$0.00
INDUSTRY REGULAR CHARGES	\$992,702.91	\$844,682.79	\$618,057.44	\$673,512.68	\$612,033.97	\$538,151.00
INDUSTRY SURCHARGE/PENALTY CHARGES	\$239,943.67	\$56,755.53	\$54,001.68	\$80,470.42	\$68,302.25	\$98,616.51
INDUSTRY LATE FEE CHARGES	\$3,982.33	\$4,331.30	\$11,331.14	\$6,130.21	\$11,181.98	\$6,128.71
LATE FEE CHARGES-RES. & COM.	\$227,075.02	\$192,510.21	\$178,563.23	\$190,439.46	\$174,300.88	\$157,215.02
TIE-ON FEE CHARGES	\$3,577.16	\$24,454.77	\$3,905.71	\$43,357.79	\$2,755.57	\$2,517.22
CONNECTION INSPECTION PERMITS	\$23,420.00	\$21,075.00	\$17,185.00	\$20,965.00	\$18,245.00	\$18,700.00
PARTIAL INSPECTION PERMITS	\$135.00	\$360.00	\$720.00	\$90.00	\$135.00	\$45.00
TAP & STREET CUTTING PERMITS	\$7,000.00	\$5,250.00	\$3,500.00	\$5,250.00	\$7,350.00	\$5,950.00
REVIEW PLANS & SPECIFICATIONS	\$2,562.24	\$7,632.23	\$1,983.16	\$2,766.15	\$399.32	\$444.00
TOTAL OPERATING REVENUE	\$13,428,032.62	\$11,843,436.22	\$9,793,476.59	\$9,714,454.18	\$8,794,978.19	\$7,721,939.03
NON OPERATING REVENUE						
INTEREST EARNED INCOME-SECURITIES	\$10,391.16	\$4,351.43	\$9,476.93	\$7,648.27	\$8,048.49	\$12,220.39
INTEREST EARNED INCOME-CHECKING	\$4,346.28	\$2,745.90	\$2,440.22	\$2,109.93	\$1,824.34	\$2,014.54
INTEREST EARNED INCOME-NOTES	\$3,516.29	\$3,555.50	\$3,815.59	\$4,152.52	\$4,948.30	\$4,904.95
DISCOUNTS EARNED	\$1,096.74	\$154.20	\$150.46	\$194.32	\$116.32	\$194.86
MISCELLANEOUS INCOME	\$14,079.80	\$9,265.21	\$8,748.20	\$17,292.09	\$5,048.30	\$5,700.00
PUMP STATION MAINTENANCE FEE	\$0.00	\$0.00	\$0.00	\$0.00	\$69,700.00	\$55,000.00
FEMA REIMBURSEMENTS	\$0.00	\$0.00	\$0.00	\$0.00	\$6,491.51	(\$9,209.39)
TOTAL NON-OPERATING REVENUE	\$33,430.27	\$20,072.24	\$24,631.40	\$31,397.13	\$96,177.26	\$70,825.35
TOTAL REVENUE	\$13,461,462.89	\$11,863,508.46	\$9,818,107.99	\$9,745,851.31	\$8,891,155.45	\$7,792,764.38

North Little Rock Waste Water
Income Statement
For the Eight Months Ending

	AUGUST 2017	AUGUST 2016	AUGUST 2015	AUGUST 2014	AUGUST 2013	AUGUST 2012
OPERATING EXPENSES						
WALKING CREW	\$15,446.23	\$27,380.64	\$10,729.28	\$0.00	\$2,481.46	\$0.00
TROUBLE CREW	\$73,246.49	\$88,643.16	\$87,784.62	\$84,690.76	\$92,022.80	\$88,248.35
MANHOLE CREW	\$44,168.40	\$59,855.66	\$61,545.15	\$67,067.18	\$22,682.97	\$3,619.85
POWER DRIVE CREW	\$44,983.26	\$37,638.70	\$42,386.89	\$56,703.05	\$80,201.68	\$62,848.95
TELEVISION CREW #1	\$80,379.29	\$76,598.59	\$70,415.12	\$76,500.12	\$43,871.05	\$55,521.00
TELEVISION CREW #2	\$71,444.86	\$70,563.08	\$70,333.35	\$67,344.20	\$70,704.49	\$55,176.29
COLLECTION SYSTEMS-GENERAL	\$720,322.27	\$719,860.65	\$720,356.58	\$593,979.98	\$546,801.88	\$539,486.55
REPAIR CREW #1	\$111,712.31	\$114,824.99	\$120,474.85	\$157,194.08	\$150,822.99	\$113,084.67
REPAIR CREW #2	\$105,579.37	\$122,718.53	\$102,911.60	\$114,256.37	\$102,750.76	\$101,844.05
REPAIR CREW #3	\$145,010.81	\$140,239.98	\$141,749.55	\$186,727.56	\$462,699.34	\$283,574.37
REPAIR CREW #4	\$88,944.22	\$56,968.70	\$0.00	\$0.00	\$0.00	\$0.00
POWER RODDING CREW #1	\$21,435.20	\$22,503.79	\$37,605.52	\$42,836.47	\$17,214.40	\$28,337.79
POWER RODDING CREW #2	\$0.00	\$0.00	\$12,818.48	\$22,566.77	\$17,814.32	\$26,795.69
VAC-CON CREW #1	\$115,050.00	\$97,411.82	\$112,223.91	\$109,638.77	\$107,821.22	\$106,981.57
VAC-CON CREW #2	\$64,691.16	\$102,376.81	\$103,929.40	\$99,610.36	\$89,985.53	\$98,372.78
VAC-CON CREW #3	\$97,174.91	\$91,064.53	\$90,835.61	\$91,701.09	\$89,915.08	\$33,990.60
VAC-CON CREW #4	\$6,630.25	\$8,432.22	\$15,363.97	\$1,207.76	\$0.00	\$0.00
VAC-CON CREW #5	\$54,320.17	\$77,544.32	\$41,682.45	\$0.00	\$0.00	\$0.00
SURVEY CREW	\$38,304.28	\$47,537.41	\$40,577.29	\$51,700.90	\$49,623.59	\$49,108.42
LOCATION WORK	\$26,666.54	\$31,915.81	\$26,428.08	\$32,287.77	\$38,879.49	\$32,080.28
ENGINEERING OFFICE	\$157,749.11	\$141,219.11	\$129,198.10	\$133,361.59	\$127,281.45	\$132,589.71
ENGINEERING-SSES	\$1,127.16	\$7,065.15	\$11,316.04	\$10,216.74	\$15,243.96	\$15,057.93
GENERAL ENGINEERING DEPT.	\$147,226.68	\$126,876.19	\$129,785.85	\$209,021.82	\$176,353.55	\$191,412.32
PRETREATMENT DEPARTMENT	\$147,002.79	\$148,354.16	\$148,642.08	\$147,689.55	\$154,863.55	\$159,418.94
TREATMENT DEPARTMENT	\$3,094,860.54	\$2,613,610.05	\$2,098,289.52	\$2,214,920.70	\$2,106,838.77	\$2,094,077.52
PUMP STATION DEPARTMENT	\$352,400.76	\$355,550.85	\$244,961.40	\$240,474.23	\$196,966.09	\$190,798.63
BILLING DEPARTMENT	\$459,280.67	\$422,265.95	\$384,707.07	\$386,223.20	\$359,358.89	\$342,462.74
ADMINISTRATIVE	\$569,698.97	\$673,487.19	\$595,136.76	\$566,256.60	\$547,537.11	\$535,009.56
LOSS (GAIN) ON PROPERTY DISPOSALS	\$41,639.25	\$64,165.46	\$0.00	(\$11,320.51)	(\$7,753.46)	\$4,773.58
DEPRECIATION EXPENSE-NON VEHICLE	\$2,448,440.78	\$1,929,420.50	\$1,786,541.02	\$1,502,674.08	\$1,501,734.71	\$1,473,688.22
PENSION EXPENSE	\$473,697.50	\$436,895.86	\$403,487.50	\$337,600.86	\$336,740.86	\$299,883.36
TOTAL OPERATING EXPENSES	\$9,818,634.23	\$8,912,989.86	\$7,842,217.04	\$7,593,132.05	\$7,501,458.53	\$7,118,243.72
NON-OPERATING EXPENSES						
INTEREST ON DEBT-ALL BONDS	\$596,643.66	\$569,902.80	\$531,878.11	\$370,633.61	\$408,203.62	\$409,550.78
BOND ISSUANCE COSTS-ALL	\$0.00	\$0.00	\$0.00	\$0.00	\$0.00	\$12,890.08
TOTAL NON-OPERATING EXPENSES	\$596,643.66	\$569,902.80	\$531,878.11	\$370,633.61	\$408,203.62	\$422,440.86
TOTAL EXPENSES	\$10,415,277.89	\$9,482,892.66	\$8,374,095.15	\$7,963,765.66	\$7,909,662.15	\$7,540,684.58

North Little Rock Waste Water
Income Statement
For the Eight Months Ending

	AUGUST 2017	AUGUST 2016	AUGUST 2015	AUGUST 2014	AUGUST 2013	AUGUST 2012
NET INCOME (LOSS) BEFORE UNUSUAL ITEMS	\$3,046,185.00	\$2,380,615.80	\$1,444,012.84	\$1,782,085.65	\$981,493.30	\$252,079.80
EMERGENCY REPAIRS	\$0.00	(\$2,615,832.60)	(\$19,780.00)	\$0.00	\$0.00	\$0.00
DONATED PROPERTY VALUE	\$143,772.02	\$0.00	\$61,756.55	\$201,092.50	\$219,307.50	\$0.00
NET INCOME (LOSS)	<u>3,189,957.02</u>	<u>(235,216.80)</u>	<u>1,485,989.39</u>	<u>1,983,178.15</u>	<u>1,200,800.80</u>	<u>252,079.80</u>

NORTH LITTLE ROCK WASTE WATER UTILITY
NET INCOME DIFFERENCE
AS OF AUGUST 31

NET INCOME AS OF 8/31/17	\$ 3,190,000
NET INCOME AS OF 8/31/16	<u>\$ (235,200)</u>
DIFFERENCE BETWEEN 2017 AND 2016	<u>\$ 3,425,200</u>
DECREASE IN EMERGENCY REPAIRS	\$ 2,615,800 (1)
MAUMELLE SERVICE CHARGES	\$ 755,400 (2)
INCREASE IN NLR SERVICE CHARGES	\$ 721,700 (3)
INCREASE IN DEPRECIATION	\$ (439,100) (4)
INCREASE IN MAINTENANCE & REPAIRS	\$ (190,100) (5)
INCREASE IN INDUSTRY SURCHARGES	\$ 183,200 (6)
INCREASE IN DONATED PROPERTY	\$ 143,800 (7)
MAUMELLE TREATMENT PLANT LESS LABOR	\$ (150,500) (8)
DECREASE IN SHERWOOD TREATMENT CHARGE	\$ (102,000) (9)
INCREASE IN SLUDGE DISPOSAL EXCEPT MAUMELLE	\$ (75,300) (10)
DECREASE IN INJURY & DAMAGE EXPENSE	\$ 71,200 (11)
INCREASE IN LABOR	\$ (68,300) (12)
INCREASE IN PENSION EXPENSE	\$ (36,800) (13)
INCREASE IN BILLING SERVICE FEE	\$ (31,400) (14)
DECREASE IN LOSS ON PROPERTY DISPOSALS	\$ 22,600 (15)
MISCELLANEOUS	\$ 5,000
	<u>\$ 3,425,200</u>

- (1) VARIOUS EMERGENCY REPAIRS RECORDED LAST YEAR.
- (2) WE DID NOT RECORD REVENUE FOR MAUMELLE UNTIL APRIL OF LAST YEAR.
- (3) INCREASE IN AMOUNT BILLED TO NLR CUSTOMERS DUE TO THE RATE CHANGE WHICH WAS EFFECTIVE WITH THE 2/1/17 BILLINGS.
- (4) INCREASE IN THE AMOUNT OF PROPERTY DEPRECIATED WHICH INCLUDES THE MAUMELLE ASSETS
- (5) THE REFURBISH WORK WAS COMPLETED ON BELT PRESS #2 IN JULY OF THIS YEAR.
- (6) THE V.A. HAD A LARGE BOD SURCHARGE AND THE MAUMELLE INDUSTRIES OF CINTAS AND AND KIMBERLY CLARK HAD BOD SURCHARGES THIS YEAR.
- (7) WE RECEIVED MONEY FROM THE HIGHWAY DEPARTMENT FOR WORK DONE ON BROADWAY IN JULY.
- (8) EXPENSES RELATED TO THE MAUMELLE TREATMENT PLANT LESS LABOR COST. WE DID NOT RECORD EXPENSES UNTIL MARCH OF 2016.
- (9) DECREASE IN THE FIVE MILE COSTING FORMULA
- (10) INCREASE DUE TO MORE LOADS HAULED THIS YEAR.
- (11) LAST YEAR, WE RECORDED OVERFLOW DAMAGES
- (12) INCREASE IN LABOR COST WHICH INCLUDES THE ADDITION OF EMPLOYEES.
- (13) WE INCREASED THE ACCURAL FOR THE EXPECTED PENSION PLAN CONTRIBUTION THIS YEAR.
- (14) THE AMOUNT WE PAY CENTRAL ARKANSAS WATER IS HIGHER THIS YEAR DUE TO THE MAUMELLE CUSTOMERS.
- (15) DECREASE IN PROPERTY WHICH WAS DISPOSED OF WITH STILL A BOOK VALUE.

(4)

WORKSTATION REPLACEMENT

It is timely to replace the workstations which were purchased in 2011. We need a total of 28 workstations, of which 2 will be for new users. Some of the 2011 workstations will be used to replace older ones which are attached to equipment or are used infrequently. The remaining 2011 workstations will be donated to the City, if needed, or put on the *Gov.Deals* auction website. If unable to be used by anyone, they will go to the electronic recycling site.

The cost per the state contract from Dell computers is \$1,175 per workstation for a total cost of \$32,900. We received another quote from a local vendor, Connection Point, which we have used in the past for individual hardware purchases. Their cost was \$783 per workstation for a total cost of \$21,924. Both quotes are for the same computer configuration with the capability for two monitors and using Windows 10 Pro. The total cost includes the use of two monitors per workstation.

The amount of \$150,000 is included in the 2017 budget, of which we have used \$8,275.

ACTION REQUESTED:

Authorize the purchase of 28 workstations from Connection Point for \$21,924.00 using funds allocated in the 2017 budget.



(5)

WEST LEVY/212 BASINS 2016 CIPP REHABILITATION PROJECT

Staff received bids for the “West Levy/212 Basins CIPP 2016 Rehabilitation Project” on Wednesday, August 24, 2017 at 1:30 PM. This project includes the internal lining of approximately 26,914 linear feet of 6”, 8”, 10”, 12”, 18” and 30” gravity sewer mains.

The low bid was submitted by Insituform Technologies, LLC in the amount of \$1,642,023.62. A copy of the Bid Tabulation is attached.

This project is funded through the 2016 Revolving Loan Fund (ANRC #01068-CWSRF-L).

ACTION REQUESTED:

Authorize staff to award the contract for the West Levy/212 Basins CIPP 2016 Rehabilitation Project to Insituform Technologies in the amount of \$1,642,023.62 subject to receipt of authorization from the Arkansas Natural Resources Commission.



Bid Tabulation Sheet
West Layne/DIP 212 Barns CIPF 2016 Rehabilitation Project
North Little Rock Wastewater Utility

West Layne/DIP 212 Barns CIPF 2016 Rehabilitation Project
 North Little Rock Wastewater Utility

Item No.	Quantity	Unit Price	Amount	West Layne/DIP 212 Barns CIPF 2016 Rehabilitation Project	Unit Price	Amount	West Layne/DIP 212 Barns CIPF 2016 Rehabilitation Project	
1	1.3	\$ 110,000.00	\$ 143,000.00	1.3	\$ 75,000.00	\$ 97,500.00	1.3	\$ 97,500.00
2	1.8	\$ 10,000.00	\$ 18,000.00	1.8	\$ 30,000.00	\$ 54,000.00	1.8	\$ 54,000.00
3	1.8	\$ 2,000.00	\$ 3,600.00	1.8	\$ 10,000.00	\$ 18,000.00	1.8	\$ 18,000.00
4	6.409	\$ 31.00	\$ 198.689	6.409	\$ 275,000.00	\$ 1,762,521.00	6.409	\$ 1,762,521.00
5	6.278	\$ 29.00	\$ 182.182	6.278	\$ 30.00	\$ 188.346	6.278	\$ 188,346.00
6	6.278	\$ 29.00	\$ 182.182	6.278	\$ 30.00	\$ 188.346	6.278	\$ 188,346.00
7	7.137	\$ 28.50	\$ 201.4005	7.137	\$ 28.0000	\$ 199.836	7.137	\$ 199,836.00
8	1.56	\$ 100.00	\$ 156.00	1.56	\$ 20,750.00	\$ 32,370.00	1.56	\$ 32,370.00
9	1.039	\$ 140.00	\$ 145.46	1.039	\$ 248,265.00	\$ 258,375.00	1.039	\$ 258,375.00
10	1.8	\$ 124,000.00	\$ 223,200.00	1.8	\$ 115,000.00	\$ 207,000.00	1.8	\$ 207,000.00
11	24.520	\$ 8.25	\$ 202.280	24.520	\$ 4.00	\$ 98.080	24.520	\$ 98,080.00
12	1.259	\$ 25.00	\$ 31.475	1.259	\$ 45,975.00	\$ 57,738.75	1.259	\$ 57,738.75
13	20	\$ 750.00	\$ 15,000.00	20	\$ 2,000.00	\$ 40,000.00	20	\$ 40,000.00
14	200	\$ 25.00	\$ 5,000.00	200	\$ 75.00	\$ 15,000.00	200	\$ 15,000.00
15	2	\$ 3,100.00	\$ 6,200.00	2	\$ 5,000.00	\$ 10,000.00	2	\$ 10,000.00
16	2	\$ 515.00	\$ 1,030.00	2	\$ 300.00	\$ 600.00	2	\$ 600.00
17	600	\$ 20.00	\$ 12,000.00	600	\$ 10,000.00	\$ 6,000,000.00	600	\$ 6,000,000.00
18	300	\$ 40.00	\$ 12,000.00	300	\$ 15,000.00	\$ 4,500,000.00	300	\$ 4,500,000.00
19	300	\$ 40.00	\$ 12,000.00	300	\$ 15,000.00	\$ 4,500,000.00	300	\$ 4,500,000.00
20	6	\$ 2,575.00	\$ 15,450.00	6	\$ 14,500.00	\$ 87,000.00	6	\$ 87,000.00
21	60	\$ 50.00	\$ 3,000.00	60	\$ 3,750.00	\$ 225,000.00	60	\$ 225,000.00
22	300	\$ 50.00	\$ 15,000.00	300	\$ 45,000.00	\$ 13,500,000.00	300	\$ 13,500,000.00
23	850	\$ 20.00	\$ 17,000.00	850	\$ 5,000.00	\$ 4,250,000.00	850	\$ 4,250,000.00
24	5	\$ 3,575.00	\$ 17,875.00	5	\$ 2,700.00	\$ 13,500.00	5	\$ 13,500.00
25	100	\$ 20.00	\$ 2,000.00	100	\$ 5,500.00	\$ 550,000.00	100	\$ 550,000.00
26	100	\$ 150.00	\$ 15,000.00	100	\$ 4,700.00	\$ 470,000.00	100	\$ 470,000.00
27	50	\$ 130.00	\$ 6,500.00	50	\$ 2,500.00	\$ 125,000.00	50	\$ 125,000.00
28	100	\$ 21.00	\$ 2,100.00	100	\$ 4,500.00	\$ 450,000.00	100	\$ 450,000.00
29	750	\$ 5.00	\$ 3,750.00	750	\$ 7,500.00	\$ 5,625,000.00	750	\$ 5,625,000.00
30	200	\$ 25.00	\$ 5,000.00	200	\$ 3,000.00	\$ 600,000.00	200	\$ 600,000.00
31	50	\$ 160.00	\$ 8,000.00	50	\$ 2,500.00	\$ 125,000.00	50	\$ 125,000.00
32	1	\$ 18,000.00	\$ 18,000.00	1	\$ 2,500.00	\$ 2,500.00	1	\$ 2,500.00
33	35,214	\$ 50.00	\$ 1,760,700.00	35,214	\$ 25,000.00	\$ 880,350.00	35,214	\$ 880,350.00
34	1	\$ 300,000.00	\$ 300,000.00	1	\$ 5,000.00	\$ 5,000.00	1	\$ 5,000.00
35	1	\$ 600.00	\$ 600.00	1	\$ 10,000.00	\$ 10,000.00	1	\$ 10,000.00
36	1	\$ 1,000.00	\$ 1,000.00	1	\$ 10,000.00	\$ 10,000.00	1	\$ 10,000.00
37	174	\$ 1375.00	\$ 238,250.00	174	\$ 500,000.00	\$ 87,000,000.00	174	\$ 87,000,000.00

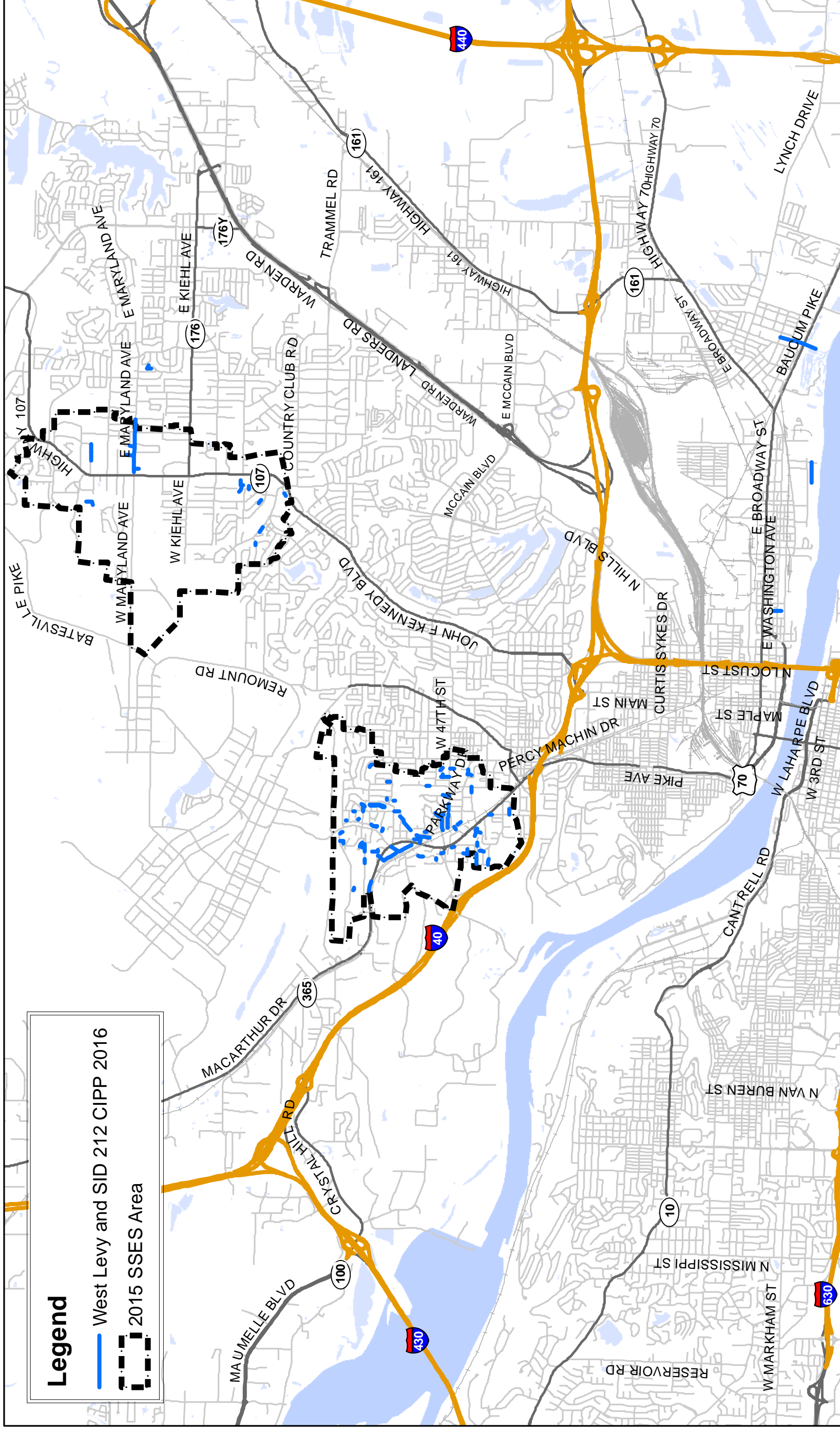
ENGINEER:
Michael Clayton, P.E.
 North Little Rock Wastewater
 1400 Blenheim Pike
 North Little Rock, AR 72117

ENGINEER:
Michael Clayton
 Michael B. Clayton, P.E.
 Clayton Engineering, Inc.

I hereby certify that this is a true and correct copy of bills retained on August 28, 2017.

STATE OF ARKANSAS
 LICENSED PROFESSIONAL ENGINEER
 No. 8942
 MICHAEL B. CLAYTON





North Little Rock Waste Water Utility

West Levy and SID 212 Basins CIPP - 2016 Rehabilitation Project

ANRC# 00899-CWSRF-L



Printed 9/8/17

The data contained herein was compiled from various sources for the sole use and benefit of the North Little Rock Waste Water Utility. Any use of the data by anyone other than the North Little Rock Waste Water Utility is at the sole risk of the user, and by acceptance of this data, the user does hereby hold the North Little Rock Waste Water Utility and the City of North Little Rock harmless and without liability from any claims, costs, or damages of any nature against the North Little Rock Waste Water Utility and the City of North Little Rock, including cost of defense arising from improper use of the data or use by another party. Acceptance or use of this data is done without any expressed or implied warranties.

(6)

WEST LEVY/212 BASINS PIPE BURSTING 2016 REHABILITATION PROJECT

Staff received bids for the “West Levy/212 Basins Pipe Bursting 2016 Rehabilitation Project” on Wednesday, September 7, 2017 at 10:00 AM. The Project consists of Pipe Bursting rehabilitation for approximately 24,930 linear feet of existing 6”, 8” and 10” gravity sewer lines along with external reconnections of existing service lines.

The low bid was submitted by Horseshoe Construction, Inc. in the amount of \$2,146,877.85. A copy of the Bid Tabulation is attached.

This project is funded through the 2016 Revolving Loan Fund (ANRC #01068-CWSRF-L).

ACTION REQUESTED:

Authorize staff to award the contract for the West Levy/212 Basins Pipe Bursting 2016 Rehabilitation Project to Horseshoe Construction, Inc. in the amount of \$2,146,877.85, subject to receipt of authorization from the Arkansas Natural Resources Commission.



Bid Opening on September 7, 2017 at 10:00 A.M.

Item No.	Quantity	Unit	Estimate	Per Contention and Bidder, LLC	Heller Company, Inc.
1	1	EA	5,000.00	5,000.00	5,000.00
2	1	EA	5,000.00	5,000.00	5,000.00
3	1	EA	5,000.00	5,000.00	5,000.00
4	1	EA	5,000.00	5,000.00	5,000.00
5	1	EA	5,000.00	5,000.00	5,000.00
6	1	EA	5,000.00	5,000.00	5,000.00
7	1	EA	5,000.00	5,000.00	5,000.00
8	1	EA	5,000.00	5,000.00	5,000.00
9	1	EA	5,000.00	5,000.00	5,000.00
10	1	EA	5,000.00	5,000.00	5,000.00
11	1	EA	5,000.00	5,000.00	5,000.00
12	1	EA	5,000.00	5,000.00	5,000.00
13	1	EA	5,000.00	5,000.00	5,000.00
14	1	EA	5,000.00	5,000.00	5,000.00
15	1	EA	5,000.00	5,000.00	5,000.00
16	1	EA	5,000.00	5,000.00	5,000.00
17	1	EA	5,000.00	5,000.00	5,000.00
18	1	EA	5,000.00	5,000.00	5,000.00
19	1	EA	5,000.00	5,000.00	5,000.00
20	1	EA	5,000.00	5,000.00	5,000.00
21	1	EA	5,000.00	5,000.00	5,000.00
22	1	EA	5,000.00	5,000.00	5,000.00
23	1	EA	5,000.00	5,000.00	5,000.00
24	1	EA	5,000.00	5,000.00	5,000.00
25	1	EA	5,000.00	5,000.00	5,000.00
26	1	EA	5,000.00	5,000.00	5,000.00
27	1	EA	5,000.00	5,000.00	5,000.00
28	1	EA	5,000.00	5,000.00	5,000.00
29	1	EA	5,000.00	5,000.00	5,000.00
30	1	EA	5,000.00	5,000.00	5,000.00
31	1	EA	5,000.00	5,000.00	5,000.00
32	1	EA	5,000.00	5,000.00	5,000.00
33	1	EA	5,000.00	5,000.00	5,000.00
34	1	EA	5,000.00	5,000.00	5,000.00
35	1	EA	5,000.00	5,000.00	5,000.00
36	1	EA	5,000.00	5,000.00	5,000.00
Totals			\$2,148,877.69	\$2,148,877.69	\$2,148,877.69



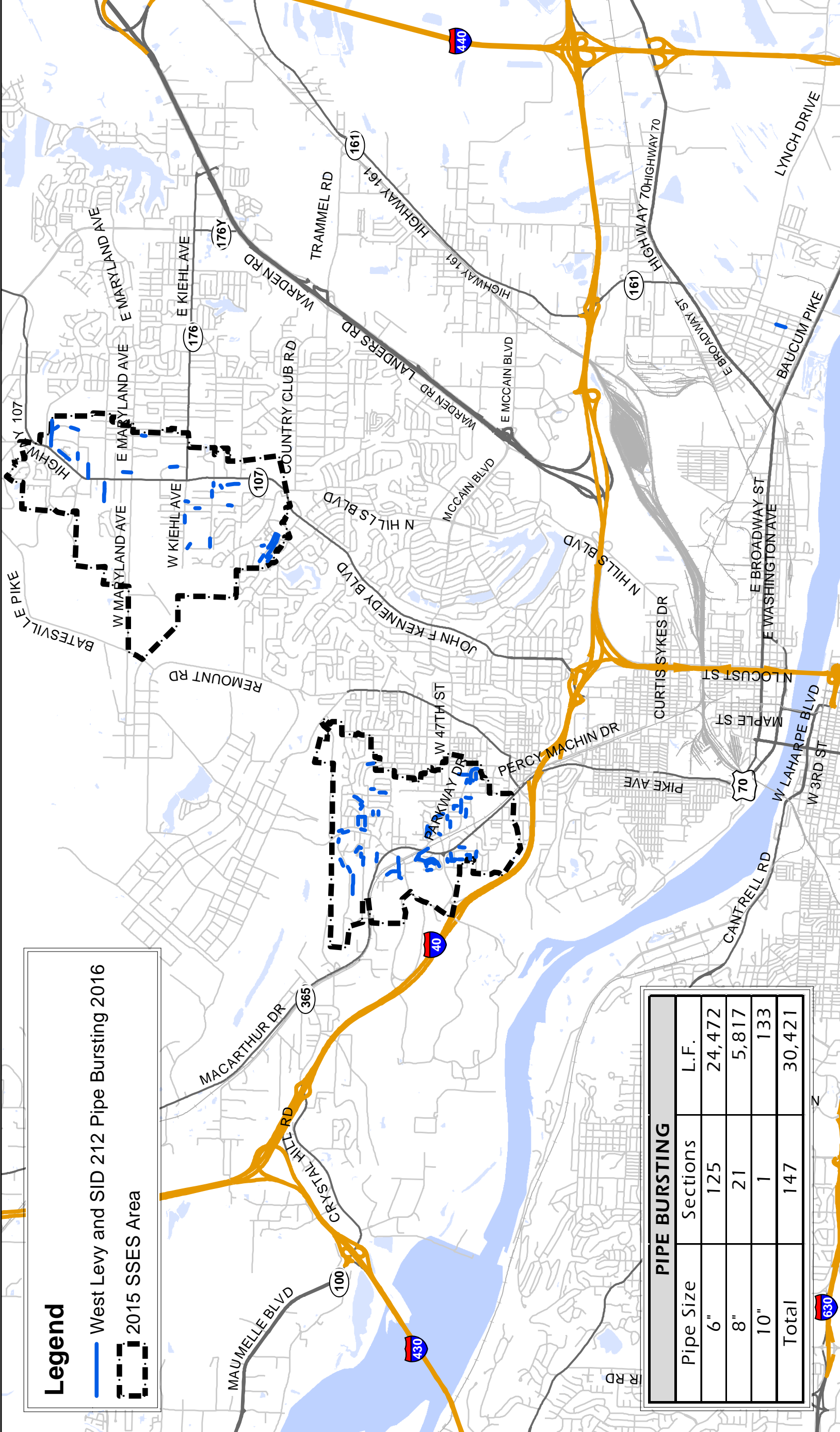
Michael Clayton, P.E.
 North Little Rock Wastewater
 7400 Baucum Pike
 North Little Rock, AR 72117

ENGINEER:

I hereby certify that this is a true and correct copy of bids received on September 7, 2017

Michael Clayton
 Michael B. Clayton, P.E.
 North Little Rock Wastewater





Legend

- West Levy and SID 212 Pipe Bursting 2016
- 2015 SSES Area

PIPE BURSTING		
Pipe Size	Sections	L.F.
6"	125	24,472
8"	21	5,817
10"	1	133
Total	147	30,421

North Little Rock Waste Water Utility

West Levy and SID 212 Basins Pipe Bursting - 2016 Rehabilitation Project

The data contained herein was compiled from various sources for the sole use and benefit of the North Little Rock Waste Water Utility. Any use of the data by anyone other than the North Little Rock Waste Water Utility is at the sole risk of the user; and by acceptance of this data, the user does hereby hold the North Little Rock Waste Water Utility and the City of North Little Rock harmless and without liability from any claims, costs, or damages of any nature against the North Little Rock Waste Water Utility and the City of North Little Rock, including cost of defense arising from improper use of the data or use by another party. Acceptance or use of this data is done without any expressed or implied warranties.

ANRC# 00899-CWSRF-L

Printed 10/3/16

(7)

RV PARK 24" SEWER POINT REPAIR PROJECT

A cave-in has appeared above a 24" main at the North Little Rock RV Park near I-30. The main is approximately 20 feet deep and the water table is right at the flow line of the main. The main has a 12-inch offset at the break, but the main is open and flowing. Staff have coordinated the installation of a dewatering well.

Staff received bids for the "RV Park 24" Sewer Point Repair Project" on Tuesday, September 5, 2017 at 10:00 AM. The Project consists of a deep excavation point repair up to 18 feet in length of an existing 24" concrete gravity sewer main.

This line segment will be scheduled for a CIPP pipeliner to be installed after the point repair is completed.

The low bid was submitted by Burkhalter Technologies, Inc. in the amount of \$56,958.00. A copy of the Bid Tabulation is attached.

The 2017 budget includes \$1,000,000 for emergency repairs.

ACTION REQUESTED:

Authorize staff to award the contract for the RV Park 24" Sewer Point Repair Project to Burkhalter Technologies, Inc. in the amount of \$56,958.00.



Bid Tabulation Sheet

RV Park 24" Point Repair
North Little Rock Wastewater Utility

Bid Opening on September 5, 2017 at 10:00 A.M.

Page 1 of 1

Item No.	Description	Units	Quantity	Unit Price	Amount	Burkhalter Technologies Inc.	Unit Price	Amount	Cisneros Family Construction	Unit Price	Amount	Redstone Construction Group	Unit Price	Amount
1	RV Park 24" Point Repair	L.S.	1	\$ 22,287.00	\$	22,287.00	\$	11,820.00	\$	11,820.00	\$	13,000.00	\$	13,000.00
2	Per L.F. of 24" Point Repair over 12.0'	L.F.	6	\$ 500.00	\$	3,000.00	\$	247.50	\$	1,485.00	\$	1,400.00	\$	8,400.00
3	Trench Safety System	L.F.	1	\$ 8,000.00	\$	8,000.00	\$	16,500.00	\$	16,500.00	\$	7,500.00	\$	7,500.00
4	Temporary Fencing	L.F.	160	\$ 5.00	\$	800.00	\$	4.31	\$	690.00	\$	45.00	\$	7,200.00
5	Trench Excavation 0-20'	L.F.	24	\$ 100.00	\$	2,400.00	\$	283.33	\$	6,799.92	\$	115.00	\$	2,760.00
6	Trench Excavation >20' to 22'	L.F.	10	\$ 100.00	\$	1,000.00	\$	168.00	\$	1,680.00	\$	130.00	\$	1,300.00
7	Trench Excavation >22' to 24'	L.F.	10	\$ 100.00	\$	1,000.00	\$	166.00	\$	1,660.00	\$	140.00	\$	1,400.00
8	Trench Excavation >24'	L.F.	10	\$ 100.00	\$	1,000.00	\$	185.00	\$	1,850.00	\$	190.00	\$	1,900.00
9	Undercut Bedding with B-Store Enveloped in Geotextic	C.Y.	12	\$ 150.00	\$	1,800.00	\$	147.96	\$	1,775.52	\$	175.00	\$	2,100.00
10	Collar Tie to existing 24" RCP	L.S.	1	\$ 6,471.00	\$	6,471.00	\$	4,753.00	\$	4,753.00	\$	3,500.00	\$	3,500.00
11	Bedding around pipe with #57 rock up to 6" above pipe	Tons	24	\$ 25.00	\$	600.00	\$	89.67	\$	2,152.08	\$	300.00	\$	7,500.00
12	Soft Sockling Tiff Bermuda	S.T.	500	\$ 7.00	\$	3,500.00	\$	5.36	\$	2,680.00	\$	6.00	\$	3,000.00
13	Class 7 Base Material compacted to 100% modified proctor	Tons	100	\$ 20.00	\$	2,000.00	\$	29.55	\$	2,955.00	\$	40.00	\$	4,000.00
14	Temporary removal and restoration of existing steel fencing and concrete footing	L.F.	20	\$ 150.00	\$	3,000.00	\$	106.50	\$	2,130.00	\$	75.00	\$	1,500.00
						\$66,958.00					\$66,976.80			\$62,960.00

Bid Remarks

ENGINEER:

Michael Clayton, P.E.
North Little Rock Wastewater
7400 Blaucum Pike
North Little Rock, AR 72117

I hereby certify that this is a true and correct copy of bids received on September 5, 2017

Michael B. Clayton
Michael B. Clayton, P.E.
North Little Rock Wastewater





ENGINEERING DEPT

DESCRIPTION BY NO.

LEGEND

Job Name:

RV PARK 24" SEWER
POINT REPAIR

ENGINEERING SEAL

PAGE DESCRIPTION

PLAN VIEW

SCALE: 1" = 20'

SHEET NO. 1

DATE: 8/16/2017

JOB NUMBER: 17231

DRAWN BY: KERBY, S

CHECKED BY: CLAYTON, M




MH 100264
STA: 0+04.84
RIM: 252.14
INV IN: 230.10 24" Reinforced Concrete Pipe
INV OUT: 230.20 24" Reinforced Concrete Pipe

Location of 24" Point Repair

66 L.F. of Existing 24" Reinforced Concrete Pipe

MH 100263
STA: 0+70.95
RIM: 250.54
INV IN: 230.00 24" Reinforced Concrete Pipe
INV IN: 230.00 30" Reinforced Concrete Pipe
INV IN: 230.00 8" PVC
INV OUT: 230.05 36" Reinforced Concrete Pipe

GENERAL NOTES
1. CAUTION: UNDERGROUND UTILITIES ARE WITHIN AND ADJACENT TO THE LIMITS OF CONSTRUCTION. ALL EXISTING UTILITIES MAY NOT BE SHOWN. PRIOR TO BEGINNING ANY TYPE OF EXCAVATION, THE CONTRACTOR SHALL CONTACT THE UTILITIES INVOLVED AND MAKE ARRANGEMENTS FOR THE LOCATION OF THE UTILITIES ON THE GROUND. THE CONTRACTOR SHALL MAINTAIN THE UTILITY LOCATION MARKINGS UNTIL THEY ARE NO LONGER NECESSARY.





Location of 24"
Point Repair



8/18/17
1 inch = 100 feet

North Little Rock Wastewater

The data contained herein was compiled from various sources for the sole use and benefit of the North Little Rock Waste Water Utility. Any use of the data by anyone other than the North Little Rock Waste Water Utility is at the sole risk of the user, and by acceptance of this data, the user does hereby hold the North Little Rock Waste Water Utility and the City of North Little Rock harmless and without liability from any claims, costs, or damages of any nature against the North Little Rock Waste Water Utility and the City of North Little Rock, including cost of defense arising from improper use of the data or use by another party. Acceptance or use of this data is done without any expressed or implied warranties.